



RESEARCH REPORT

Protective Effects of Twisted Sage EMF Cell Phone Protector: Preliminary study

Principal Investigator: Gaétan Chevalier, Ph.D., Research Director (Bio in Appendix A)

Co-Investigator: Mary D. Clark, Ph.D., Managing Director (Bio in Appendix B)

Goal: Find out the energetic differences, as seen by the EPI/GDV (see Appendix C), before, during and after the use of Twisted Sage EMF Cell Phone Protector while using a cell phone.

Statement of Work: EPI/GDV measurements were performed on 6 participants while using an activated cell phone (i.e., a cellphone while it is used to respond to a call). EPI/GDV was measured 3 times on each subject: 1) Baseline (no phone); 2) After 5 minutes of holding the activated cell phone near the ear; 3) After 5 minutes of holding active cell phone With EMF Protector on the cell phone case near the ear. A total of 18 GDV measurements were performed.

Participants:

The inclusion criteria were:

- between 18 and 75;
- no medical diagnostic.

The exclusion criteria were:

- pregnant
- physical or mental disorder;
- taking any medication for blood pressure or cardiovascular problems;
- taking any painkiller medication (prescribed or over the counter)
- smoking, vaping, consuming alcohol, or any other intoxicant such as recreational drugs, marijuana, CBD
- simultaneously participating in other research projects
- consumption of caffeine or other stimulants Within 2 hours prior of participation
- exercising 24 hours or less before each visit.



Summary of Results

When exposed to cell phone radiations with the TwistedSage EMF Cell Phone Protector on the cell phone, subjects experienced significant improvement in psycho-spiritual bioenergy not only compared to when exposed to cell phone radiation without the TwistedSage EMF Cell Phone Protector but even compared to the bioenergy they had at the beginning of the experiment. Exposure to cell phone radiations decreased the Symmetry (left-right symmetry of the bioenergy of the body) significantly. This is evidence that cell phone radiation has harmful effects on people's bioenergy. Furthermore, the addition of the TwistedSage EMF Cell Phone Protector not only restored Symmetry but it improved it even beyond the Symmetry value when subjects came in. Subjects who show most improvement in their diagrams are those with most stress when they arrived in the lab. The subjects who had most imbalance in their chakras when exposed to cell phone radiation without the TwistedSage EMF Cell Phone Protector improved the most when the TwistedSage EMF Cell Phone Protector was added. These findings suggest that the TwistedSage EMF Cell Phone Protector has beneficial effects in protecting people against the harmful effects of cell phone radiations. More research is needed with more participants and more methods of determining the effects of cell phone radiations in order to gain better understanding the benefits of the TwistedSage EMF Cell Phone Protector.



Results Details

The Gas Discharge Visualization (GDV) produces an electric impulse, which generates a response of the subject's fingertips in the form of electron & photon emission. The glow of the photon radiation owing to the gas discharge generated from the electromagnetic field is captured by a digital camera and processed by sophisticated software where a report can be generated. All ten fingers are measured twice, without filter, and with a special plastic filter. Without filter, the GDV capture information related to physical, emotional, mental, and spiritual biofield energy (or bioenergy, these terms are used interchangeably) of the subject, called psycho-emotional bioenergy in this report. The measure without filter is highly dependent on the psychological state of the subject at the moment the measurement is performed. When the filter is used, all subtle components of the bioenergy are eliminated leaving only the physical bioenergy imprint visible in the glow around each finger.

Energy Fields

In the Energy Field images, Area represents the strength of the bioenergy field or how much bioenergy there is in all organs combined. Symmetry is the percent difference between the strength of the bioenergy field between the left side and the right side of the body.

Diagrams

Diagram measures the bioenergy level in each of the organs and body systems. The left side relates to the past and long-standing issues as well as the right brain, and the right side relates to the present day or near future expectations and the left brain. The psycho-emotional circle (without filter; red color) and the physical circle (with filter; blue color) should be close together, with the physical usually slightly bigger than the psycho-emotional. Gaps between the physical and psycho-emotional circles indicate emotional stress or anxiety level. The letter "A" in the center of the image represents the stress or anxiety level. A normal stress level is between 2 and 4. All levels in the green area are normal bioenergy, pink area is deficient bioenergy, and yellow is excess bioenergy. Generally, the physical bioenergy is stronger than the psycho-emotional bioenergy which is more easily perturbed by emotions. The center of the green region has a value of zero, the outside, a value of +3 and the middle a value of -3. Please note that a value of +3 was added to all values presented in all diagram tables such that the center of the diagrams is zero, the center of the green region is +3 and the value at the outside of the diagram is +6. This was done in order to calculate meaningful statistics, avoiding divisions by zero in percentage calculations.



Virtual Chakras

The Virtual Chakras program provides an in-dept interpretation of the subject's emotional, mental, and spiritual priorities. It is calculated without a filter since chakras are not in the physical body and thus represents psycho-emotional bioenergy. Perfect alignment occurs when all the colored balls are in alignment on the centerline. Perfect alignment means that the subject's bioenergy from the subtle body (energy body) flows without restriction to energize all subtle body systems (which eventually feed the physical body with bioenergy). Smaller balls indicate chakras with low bioenergy emission (called energy activity level in the images of the chakras). Chakra balls skewed to the left side of the body (remember the left side of the body in the picture is seen on the right by the viewer) relate to focusing the bioenergy towards self, or inner circle. The balls skewed to the right side of the body picture indicate focusing the bioenergy on the outer circle, or community.



Subject #1

Male, 49. In good health.

Energy Fields

Subject #1 bioenergy images are presented in Figure 1. Derived values of Area (bioenergy) and Symmetry (left vs right percent difference in bioenergy) are presented in Table 1. Subject #1 came in the lab with rather low bioenergy from having been in stressful conditions recently (remember that the Area parameter needs to be above 14,000 to be considered in the normal range). There was no decrease in bioenergy after 5 minutes of holding the activated cell phone near the ear with no Twisted Sage EMF Cell Phone Protector (NP). After 5 minutes of holding an active cell phone with Twisted Sage EMF Cell Phone Protector on the cell phone case near the ear (WP), there were substantial increases in Area comparing WP with B (46.9%) and WP with NP (40.7%) without filter. With filter, there was a significant increase comparing NP and B (19.8%) and comparing WP and B (29.4%). Symmetry increased significantly without filter when comparing WP and B (14.3%) and WP and NP (25.0%). No significant change in Symmetry was found with filter. Remember that a change by 10% is considered substantial. For this test, Subject #1 used an iPhone 12.

Camera		B	NP	WP	% Diff NP-B	% Diff WP-B	% Diff WP-NP
Without filter	Area	9129	9530	13406	4.4%	46.9%	40.7%
	Symmetry (%)	70	64	80	-8.6%	14.3%	25.0%
With filter	Area	15155	18149	19611	19.8%	29.4%	8.1%
	Symmetry (%)	89	94	93	5.6%	4.5%	-1.1%
B= Beginning; NP = no Protector; WP = with Protector							

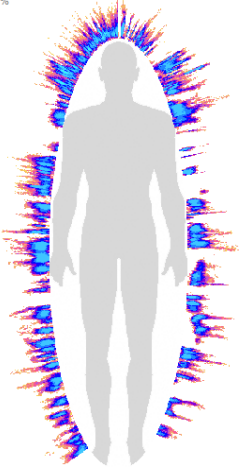
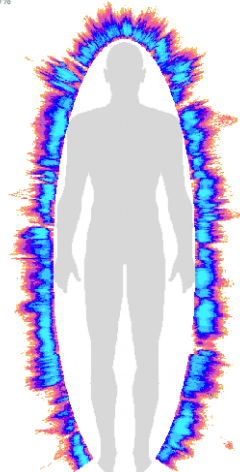
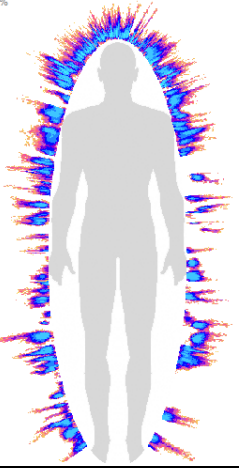
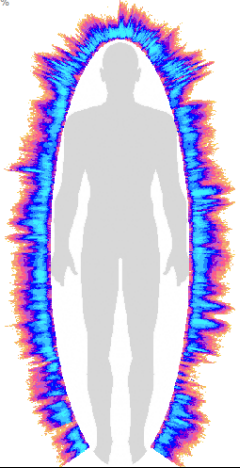
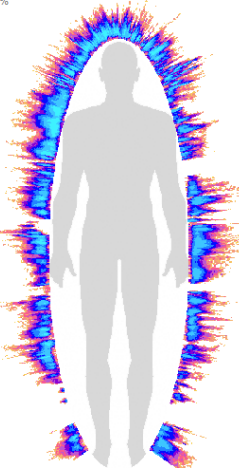
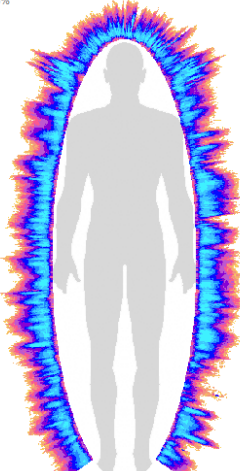
Sequence	Emotional Energy (No filter)	Physical Energy (filter)
Before	<p>Area=9129 Symmetry=70%</p> 	<p>Area=15155 Symmetry=89%</p> 
Exposure – No Protector	<p>Area=9530 Symmetry=64%</p> 	<p>Area=18149 Symmetry=84%</p> 
Exposure – With Protector	<p>Area=13406 Symmetry=60%</p> 	<p>Area=19611 Symmetry=93%</p> 

Figure 1: Energy Field pictures for Subject 1.



Diagrams

Results for Subject #1 diagrams are presented in Figures 2A, B, C, and Table 2. Note that for the without filter (psycho-emotional) line in red, and for each the three Figures 2, many organs or body functions are in the pink region, the region of deficiency while almost all of the organs and body systems of the physical bioenergy (the blue line) are in the green (normal) region. This is a clear indication that this person does not have physical problems but that his problems are psycho-emotional. The “A” parameter in the Figures 2A, B, C, and Table 2 indicates that Subject #1 had high stress level (normal level is between 2 and 4), corroborating that this subject came in very stressed. The stress level increase significantly when exposed to the cell phone radiations (% increase between NP and B is 17.7%) and decreased significantly after wearing for 5 minutes an active cell phone with Twisted sage EMF Cell Phone Protector on the cell phone case (-19.5%). JS(L) and JS(R) are the overall bioenergy of all organs and body system on the left and right sides, respectively. RMS(L) and RMS(R) quantify the variability of JS(L) and JS(R) and are added for completion of the information provided by the diagrams, but their interpretation is beyond the scope of this report. JS(L) increased significantly when exposed to the activated cell phone with no Twisted sage EMF Cell Phone Protector (19.0%) and even more when exposed to the activated cell phone with Twisted sage EMF Cell Phone Protector (WP-B = 54.6%, WP-NP = 30.0%). The same happened to JS(R) (WP-B = 22.7%, WP-NP = 15.4%). Remember that a change above 10% is considered significant.

Table 2: Diagram Results for Subject 1						
Parameter	B	NP	WP	% Diff NP-B	% Diff WP-B	% Diff WP-NP
A	6.15	7.24	5.83	17.7%	-5.2%	-19.5%
JS(L)	1.74	2.07	2.69	19.0%	54.6%	30.0%
RMS(L)	0.83	1.18	0.86	42.2%	3.6%	-27.1%
JS(R)	2.03	2.16	2.49	6.4%	22.7%	15.3%
RMS(R)	0.86	0.78	0.90	-9.3%	4.7%	15.4%

B= Beginning; NP = no Protector; WP = with Protector

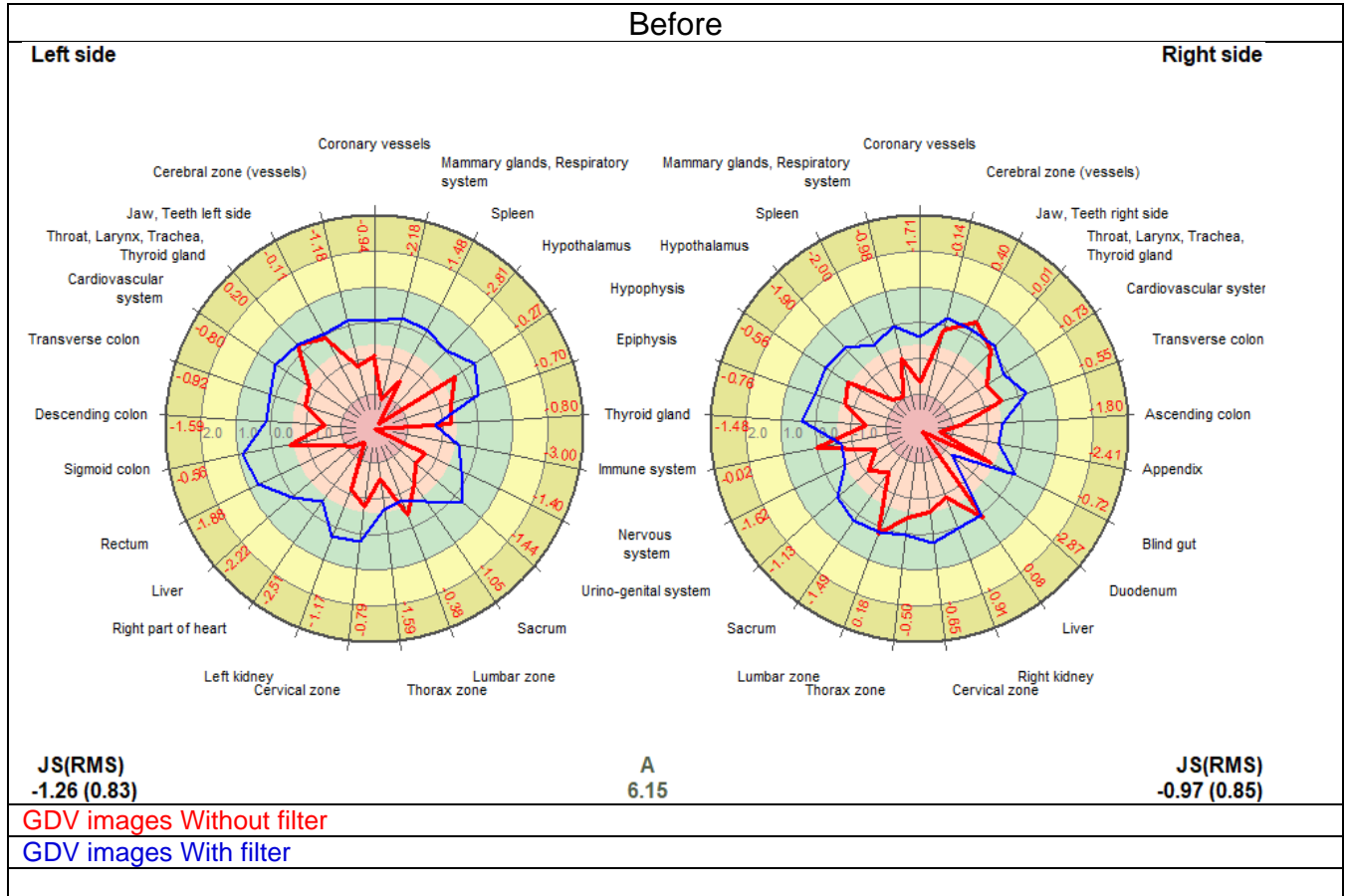


Figure 2A: Diagram images for Subject 1.

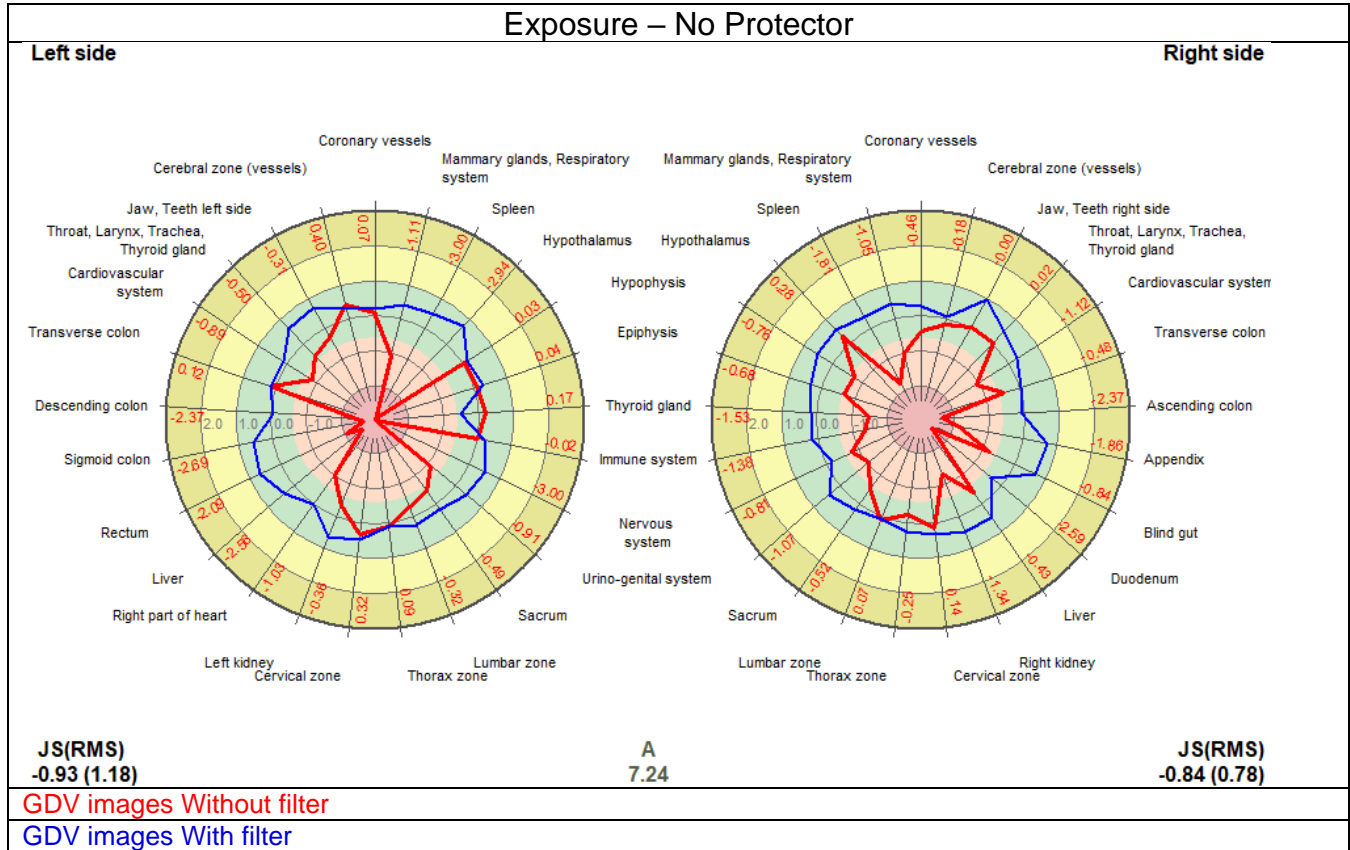


Figure 2: Diagram images for Subject 1-B.

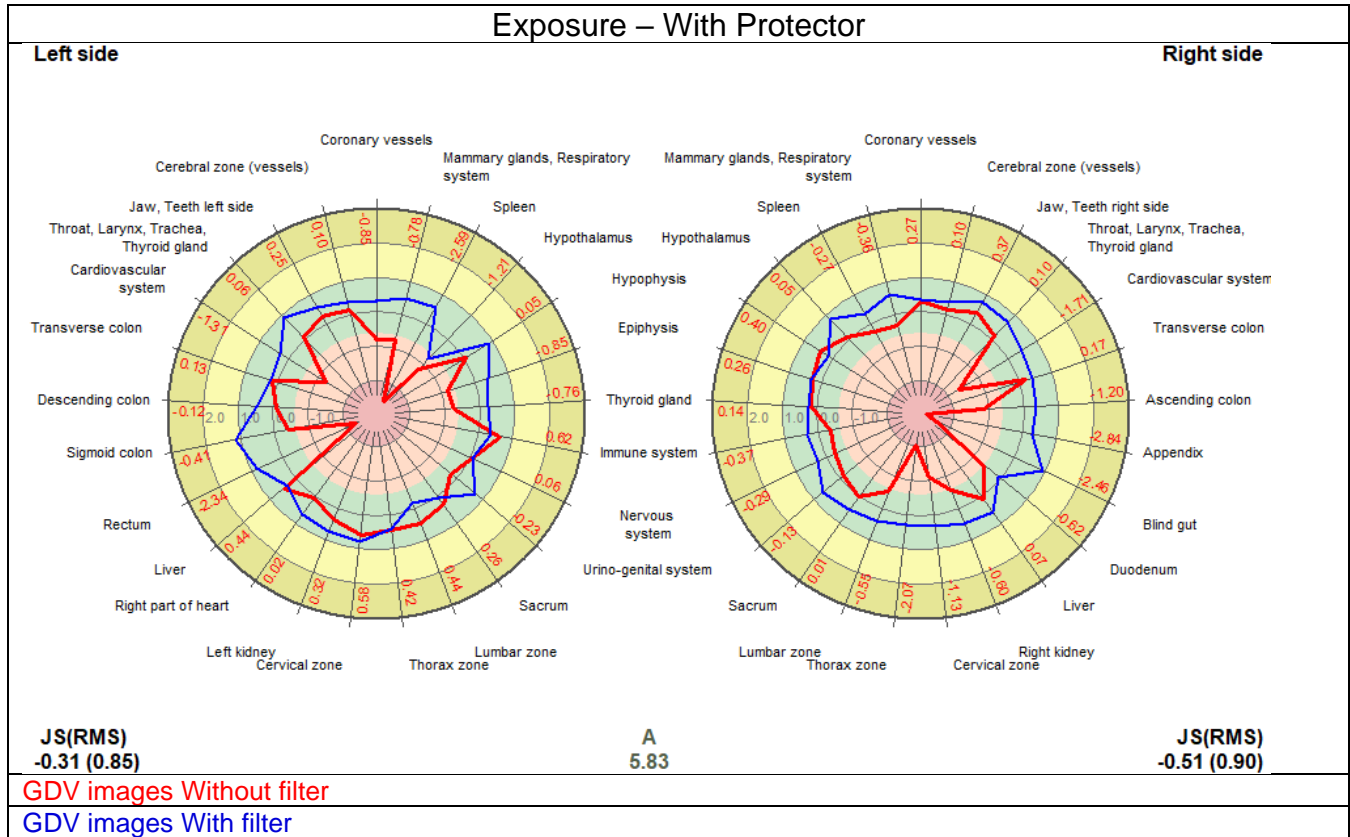


Figure 2: Diagram images for Subject 1-C.



Virtual Chakras

Results for the Virtual Chakras for Subject #1 are presented in Figure 3 and Table 3. At the beginning, before the use of an activated cell phone, Chakra 3 and Chakra 4 were displaced toward the right (seen to the left for the reader) toward exterior self-expression (Chakra 3), community and empathy with desire to communicate with others (Chakra 4; for more on the interpretations of the chakras, see attached sheet: EPI-GDV Chakra Interpretations). Chakra 3 was outside the green region; the region considered the normal range for chakra left-right balance. Five out of the seven chakras had an energy activity level abnormally low (1 to 4, and 5 being less than -1 in the Energy activity level diagram on the upper right corner of the Before image in Figure 3). This indicates low bioenergy emission to the lower half of the body, from the heart down to the feet. After exposure to an activated cell phone with no Twisted Sage EMF Cell Phone Protector, chakra imbalances were reduced probably due to stress relaxation. Also only 3 chakras had energy activity level below the normal range (1, 2, and 3). After exposure to an activated cell phone with Twisted Sage EMF Cell Phone Protector, Chakra 1 moved to the left outside the green region (normal range), indicating a deep introversion regarding self-safety and prudence.

Table 3: Chakras Results for Subject 1

Energy Activity Level	B	NP	WP	% Diff NP-B	% Diff WP-B	% Diff WP-NP
C1	-1.25	-1.51	-1.60	20.8%	28.0%	6.0%
C2	-1.62	-1.39	-0.60	-14.2%	-63.0%	-56.8%
C3	-1.54	-1.65	-0.83	7.1%	-46.1%	-49.7%
C4	-2.03	-0.99	-0.53	-51.2%	-73.9%	-46.5%
C5	-0.41	-0.55	0.06	34.1%	-114.6%	-110.9%
C6	-0.37	0.09	0.18	-124.3%	-148.6%	100.0%
C7	-1.06	-0.63	-0.70	-40.6%	-34.0%	11.1%
Psychological Priority	B	NP	WP	% Diff NP-B	% Diff WP-B	% Diff WP-NP
C1	0.24	0.41	-1.75	70.8%	-829.2%	-526.8%
C2	0.30	0.02	0.35	0.0%	0.0%	0.0%
C3	1.26	0.34	-0.85	-73.0%	-167.5%	-350.0%
C4	0.77	-0.03	0.31	-103.9%	-59.7%	-1133.3%
C5	0.19	0.37	0.00	94.7%	-100.0%	-100.0%
C6	0.19	0.00	0.02	-100.0%	-89.5%	IND
C7	0.00	0.02	0.90	IND	IND	4400.0%

B= Beginning; NP = no Protector; WP = with Protector; IND = indeterminate

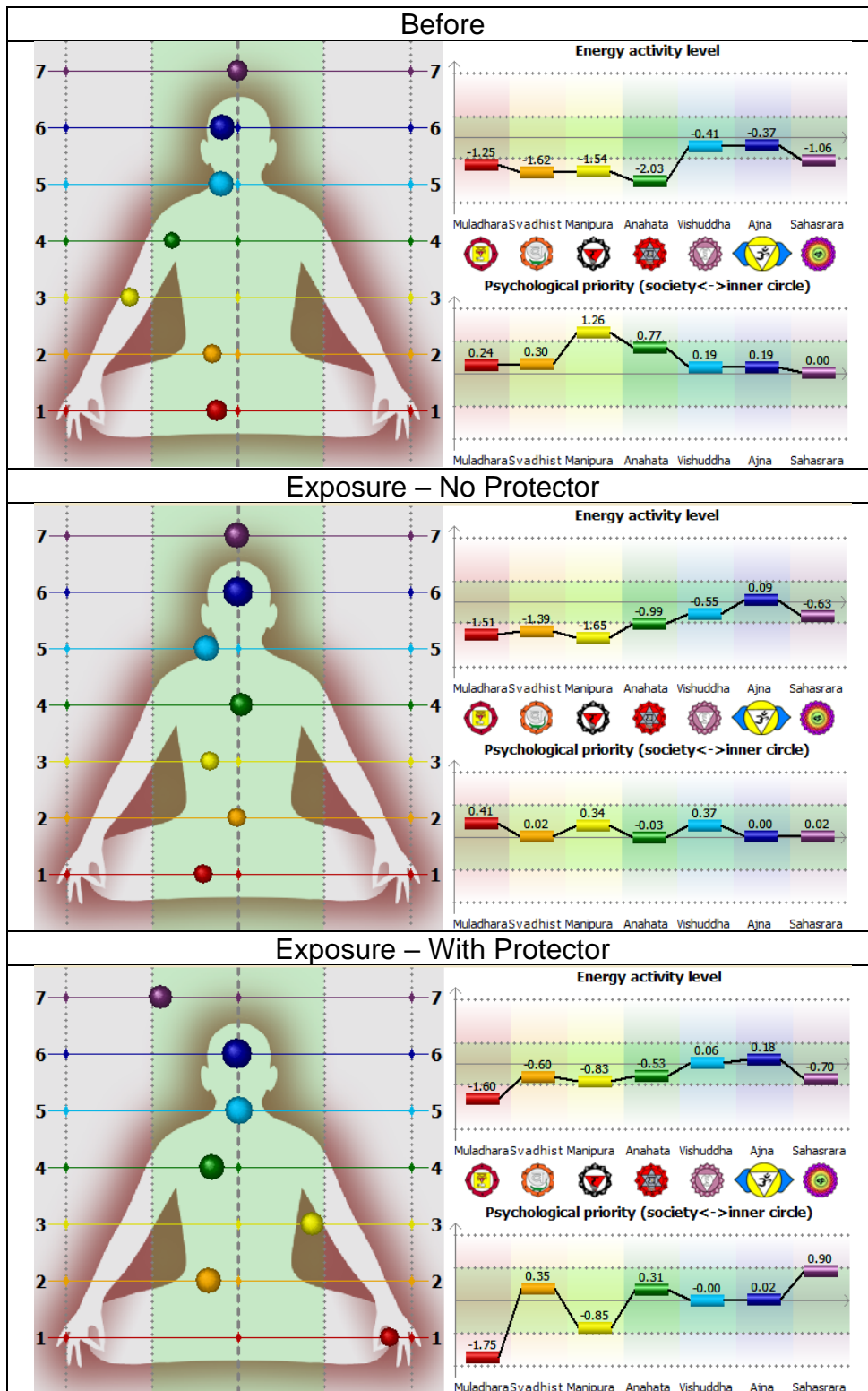


Figure 3: Virtual Chakra images for Subject 1.



Subject 2

Female, 46. In good health.

Energy Fields

Subject #2 bioenergy images are presented in Figure 4. Derived values of Area (bioenergy) and Symmetry (left vs right % difference in bioenergy) are presented in Table 4. Subject #2 came in the lab with normal levels of bioenergy (remember that the Area parameter needs to be above 14,000 to be considered in the normal range) for both with filter and without filter. There was a significant decrease in the bioenergy with filter (physical energy only) after 5 minutes of holding the activated cell phone near the ear with no Twisted Sage EMF Cell Phone Protector (NP) compared to the beginning (B); a decrease by 21.2%. After 5 minutes of holding an active cell phone with Twisted Sage EMF Cell Phone Protector on the cell phone case near the ear (WP), there were substantial increases in Area with filter comparing with Twisted Sage EMF Cell Phone Protector on the cell phone case (WP) and no Protector (NP) by 24.2%. Without filter, there were significant increases when comparing WP vs. B (16.3%) and when comparing WP vs. NP (24.2%). Regarding Symmetry without filter, there was a substantial increase when comparing WP and NP (14.1%). With filter, Symmetry decreased significantly when comparing NP and B (-19.8%) and increased significantly when comparing WP and NP (27.4%). Remember that a change by 10% is considered substantial. For the test Subject #2 used an iPhone 8+.

Table 4: Energy Field Results for Subject 2

Camera		B	NP	WP	% Diff NP-B	% Diff WP-B	% Diff WP-NP
Without filter	Area	14332	13427	16674	-6.3%	16.3%	24.2%
	Symmetry (%)	85	78	89	-8.2%	4.7%	14.1%
With filter	Area	19095	15054	19362	-21.2%	1.4%	28.6%
	Symmetry (%)	91	73	93	-19.8%	2.2%	27.4%

B= Beginning; NP = no Protector; WP = with Protector

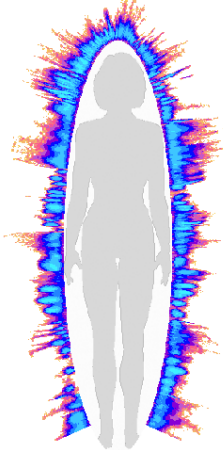
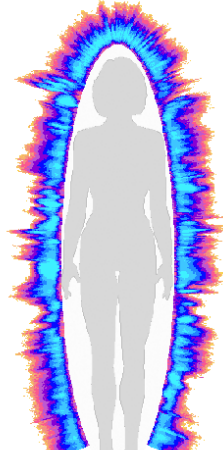
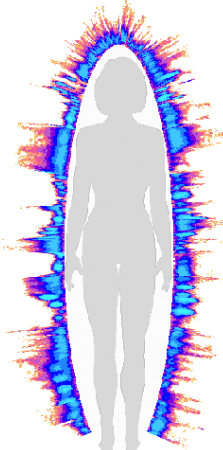
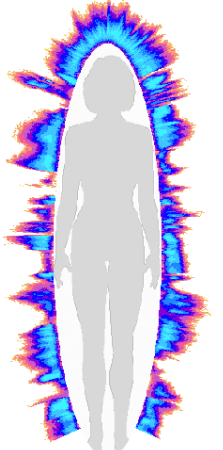
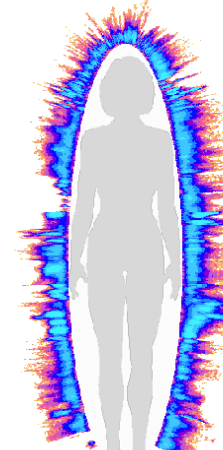
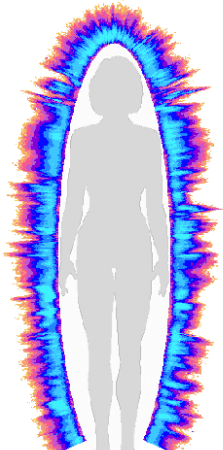
Sequence	Emotional Energy (No filter)	Physical Energy (filter)
Before	<p>Area=14332 Symmetry=85%</p> 	<p>Area=19095 Symmetry=91%</p> 
Exposure – No Protector	<p>Area=13427 Symmetry=78%</p> 	<p>Area=15054 Symmetry=73%</p> 
Exposure – With Protector	<p>Area=16674 Symmetry=89%</p> 	<p>Area=19362 Symmetry=93%</p> 

Figure 4: Energy Field pictures for Subject 2.



Diagrams

Results for Subject #2 diagrams are presented in Figures 5A, B, and C and Table 5. Note that for the without filter (psycho-emotional), line in red in Figure 5A, many organs or body functions the bioenergy is in the pink region, the region of deficiency while almost all of the organs and body systems of the physical bioenergy (the blue line) are in the green (normal) region. This is a clear indication that this person does not have physical problems but that his problems are psycho-emotional, most likely related to stress. The “A” parameter in the Figure 5A, and Table 2 (A=6.10), indicates that Subject #2 had high stress level (normal stress level is between 2 and 4) when coming in (before, B), corroborating that this subject came in very stressed. The stress level decreased significantly when exposed to the cell phone radiations without Twisted Sage EMF Cell Phone Protector (% decrease between NP and B is 55.9%) and increased significantly with Twisted Sage EMF Cell Phone Protector (47.6%) but stayed in the normal range. JS(L) and JS(R) are the overall bioenergy of all organs and body systems on the left and right sides, respectively. RMS(L) and RMS(R) quantify the variability of JS(L) and JS(R) and are added for completion of the information provided by the diagrams, but their interpretation is beyond the scope of this report. JS(L) increased significantly with Twisted Sage EMF Cell Phone Protector on the cell phone case (24.7% when compared to B and 29.8% when compared to NP). JS(R) increased a bit with the activated cell phone (NT vs. B; 6.9%, not significant) and increased significantly when the Twisted Sage EMF Cell Phone Protector was on the cell phone case (20.2% for WP vs. B; and 12.4% for WP vs. NP). Remember that a change above 10% is considered significant.

Table 5: Diagram Results for Subject 2						
Parameter	B	NP	WP	% Diff NP-B	% Diff WP-B	% Diff WP-NP
A	6.10	2.69	3.97	-55.9%	-34.9%	47.6%
JS(L)	2.27	2.18	2.83	-4.0%	24.7%	29.8%
RMS(L)	0.66	0.78	0.47	18.2%	-28.8%	-39.7%
JS(R)	2.03	2.17	2.44	6.9%	20.2%	12.4%
RMS(R)	0.69	0.73	0.84	5.8%	21.7%	15.1%

B= Beginning; NP = no Protector; WP = with Protector



Figure 5A: Diagram images for Subject 2.

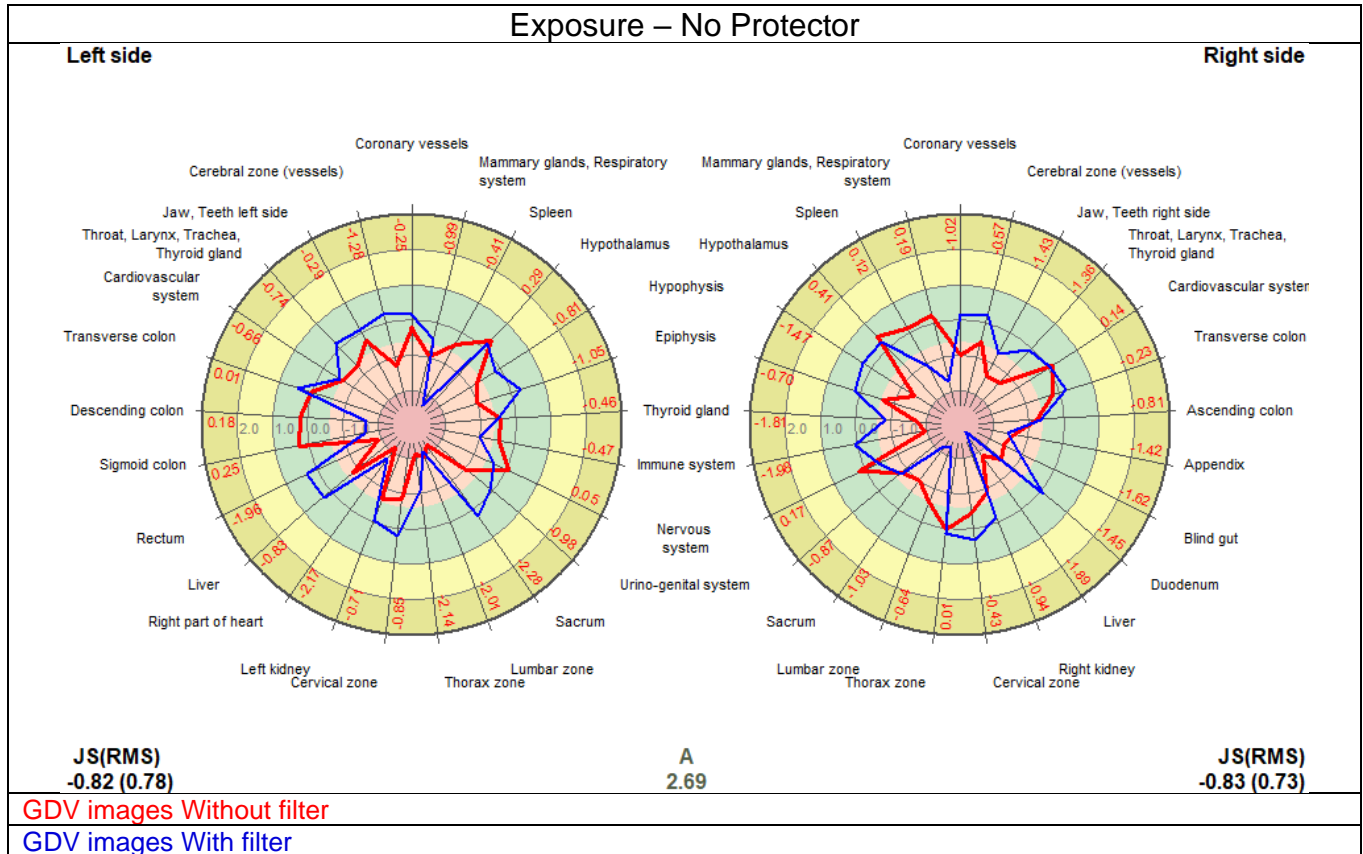


Figure 5B: Diagram images for Subject 2.

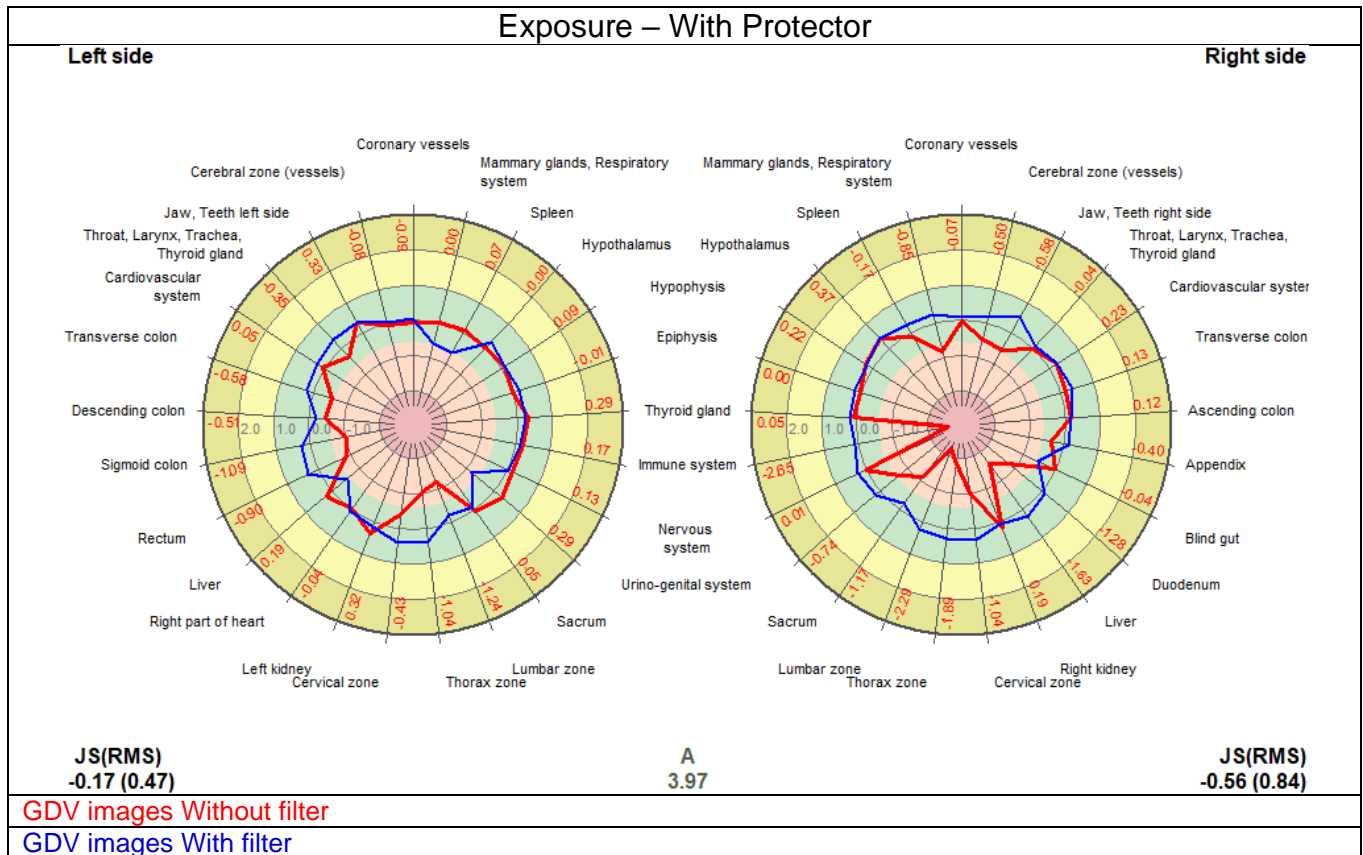


Figure 5C: Diagram images for Subject 2.



Virtual Chakras

Results for the Virtual Chakras for Subject #2 are presented in Figure 6 and Table 6. At the beginning, before the use of an activated cell phone, Chakra 3 was slightly displaced toward the right (seen to the left for the reader) toward exterior self-expression. Chakra 3 was inside the green region; the region considered the normal range for chakra left-right balance, so this was not a serious condition but normal balance variability. Four out of the seven chakras had an energy activity level abnormally low (2, 3, 5 and 7; all being less than -1 in the Energy activity level diagram on the upper right corner of the Before image in Figure 6). The low energy activity level in Charka 5 indicates a blockage in the inspirations and the creativity while the low energy activity level in Charka 7 indicates a restriction in the contact of the personality with its super consciousness (for more on the interpretations of the chakras, see attached sheet: EPI-GDV Chakra Interpretations).

After exposure to an activated cell phone with no Twisted sage EMF Cell Phone Protector, chakra imbalances were slightly increased probably due to the stress due to exposure to an activated cell phone with no Protector. Also 5 chakras had energy activity level below the normal range (1-4, and 7), a further indication of the negative effects of exposure to an activated cell phone with no Protector. After exposure to an activated cell phone with Twisted sage EMF Cell Phone Protector, 6 chakras had low energy activity levels (1-5, and 7) with Chakra 6 having normal energy activity level. Chakra 5 moved to the right outside the green region (normal range), indicating great aspiration to expressing creativity and emotional-spiritual activity rendered partially blocked by the low energy activity level (bioenergy flow) in this chakra.



Table 6: Chakras Results for Subject 2

Energy Activity Level	B	NP	WP	% Diff NP-B	% Diff WP-B	% Diff WP-NP
C1	-0.80	-1.46	-1.31	82.5%	63.8%	-10.3%
C2	-2.03	-2.39	-2.24	17.7%	10.3%	-6.3%
C3	-2.4	-2.54	-2.51	5.8%	4.6%	-1.2%
C4	-0.97	-1.22	-1.23	25.8%	26.8%	0.8%
C5	-1.39	-0.51	-1.99	-63.3%	43.2%	290.2%
C6	-0.9	0.21	-0.36	-123.3%	-60.0%	-271.4%
C7	-2.19	-1.33	-1.46	-39.3%	-33.3%	9.8%
Psychological Priority	B	NP	WP	% Diff NP-B	% Diff WP-B	% Diff WP-NP
C1	-0.17	0.03	0.05	-117.6%	-129.4%	66.7%
C2	0.00	0.00	0.00	0.0%	0.0%	0.0%
C3	0.43	-0.29	-0.05	-167.4%	-111.6%	-82.8%
C4	0.05	0.00	-0.56	-100.0%	-1220.0%	IND
C5	-0.13	0.64	1.94	-592.3%	-1592.3%	203.1%
C6	-0.03	0.13	0.23	-533.3%	-866.7%	76.9%
C7	-0.02	0.18	0.08	-1000.0%	-500.0%	-55.6%

B= Beginning; NP = no Protector; WP = with Protector; IND = indeterminate

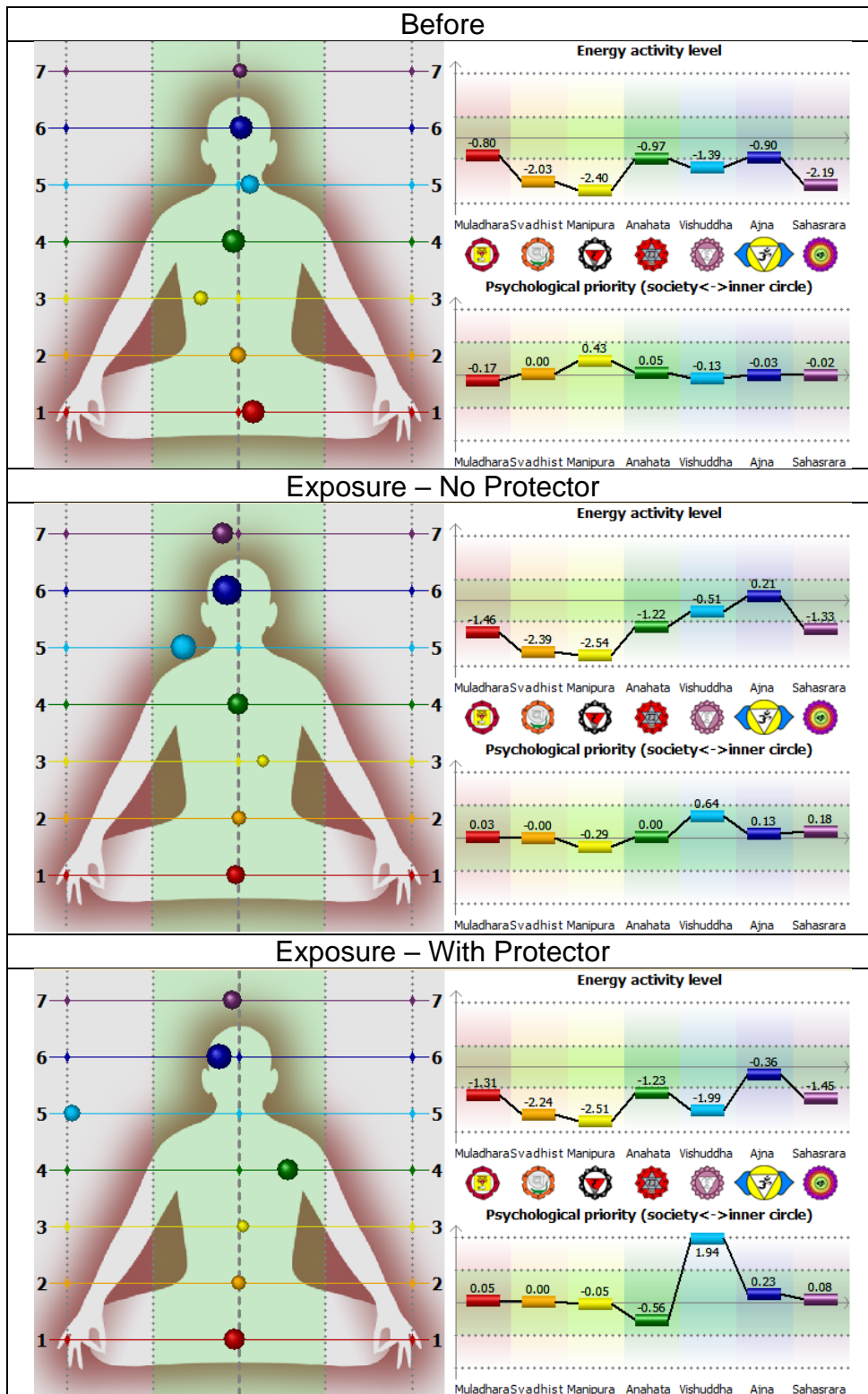


Figure 6: Virtual Chakra images for Subject 2.



Subject 3

Male, 18. In good health.

Energy Fields

Subject #3 bioenergy images are presented in Figure 7. Derived values of Area (bioenergy) and Symmetry (left vs right % difference in bioenergy) are presented in Table 7. Subject #3 came in the lab with a very low bioenergy value without filter (8,044), an indication of high stress (remember that the Area parameter needs to be above 14,000 to be considered in the normal range). The significant increases between NP vs. B (21.3%) and WP vs. B (15.3%) are probably due to some relaxation. With filter, there was significant decrease between WP vs. B (-29.7%) and WP and NP (-34.0%). Without filter, Symmetry decreased significantly between NP and B (-28.6%) and WP and B (-11.1%) but increased significantly between WP and NP (24.4%). With filter Symmetry decreased when comparing WP and B (-21.3%) and WP and NP (-20.4%). Remember that a change by 10% is considered substantial. For the test, Subject #3 used an iPhone 11.

Table 7: Energy Field Results for Subject 3

Camera		B	NP	WP	% Diff NP-B	% Diff WP-B	% Diff WP-NP
Without filter	Area	8044	9755	9278	21.3%	15.3%	-4.9%
	Symmetry (%)	63	45	56	-28.6%	-11.1%	24.4%
With filter	Area	22434	23878	15771	6.4%	-29.7%	-34.0%
	Symmetry (%)	94	93	74	-1.1%	-21.3%	-20.4%
B= Beginning; NP = no Protector; WP = with Protector							

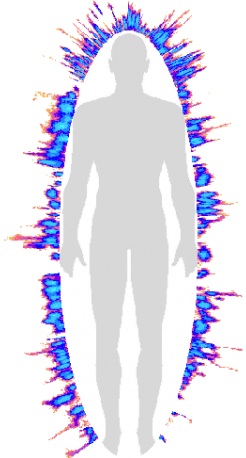
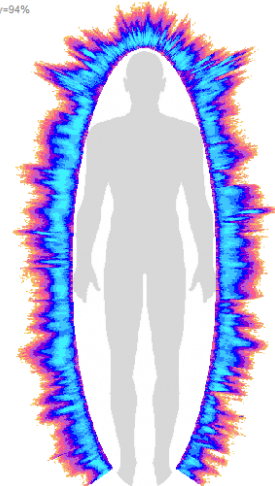
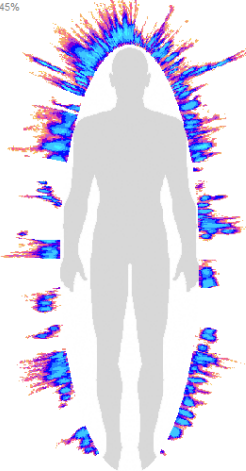
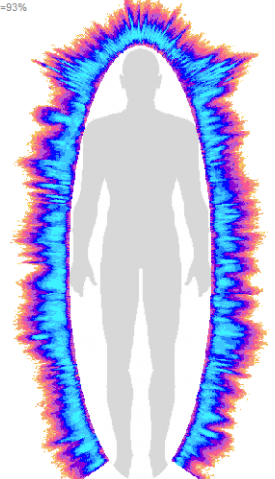
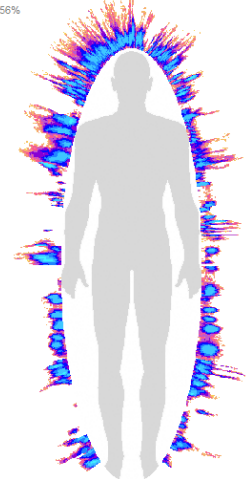
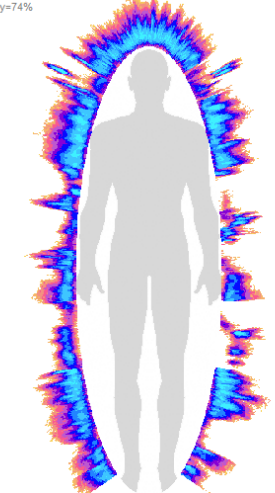
Sequence	Emotional Energy (No filter)	Physical Energy (filter)
Before	<p>Area=8844 Symmetry=63%</p> 	<p>Area=22434 Symmetry=94%</p> 
Exposure – No Protector	<p>Area=9255 Symmetry=65%</p> 	<p>Area=23878 Symmetry=93%</p> 
Exposure – With Protector	<p>Area=9276 Symmetry=56%</p> 	<p>Area=15771 Symmetry=74%</p> 

Figure 7: Energy Field pictures for Subject 3.



Diagrams

Results for Subject #3 diagrams are presented in Figures 8A, B, and C and Table 8. Note that for the without filter (psycho-emotional), line in red in Figure 8A, many organs or body functions are in the pink region, the region of deficiency while almost all of the organs and body systems of the physical bioenergy (the blue line) are in the green (normal) region. This is a clear indication that this person does not have physical problems but that his problems are psycho-emotional, most likely related to stress. The “A” parameter in the Figure 8A, and Table 8 (A=8.61), indicates that Subject #2 had very high stress level (normal levels are between 2 and 4) when coming in (before, B), corroborating that this subject came in very stressed. The stress level decreased significantly when exposed to the cell phone radiations with TwistedSage EMF Cell Phone Protector (% decrease between WP and B is -34.4% and between WP and NP is -36.7%). JS(L) and JS(R) are the overall bioenergy of all organs and body systems on the left and right sides, respectively. RMS(L) and RMS(R) quantify the variability of JS(L) and JS(R) and are added for completion of the information provided by the diagrams, but their interpretation is beyond the scope of this report. JS(L) did not change significantly. JS(R) increased significantly with the activated cell phone without TwistedSage EMF Cell Phone Protector (NT vs. B; 17.1%) and also when the activated cell phone with TwistedSage EMF Cell Phone Protector was on the cell phone case (WP vs. B, 11.2%). Remember that a change above 10% is considered significant.

Parameter	B	NP	WP	% Diff NP-B	% Diff WP-B	% Diff WP-NP
A	8.61	8.93	5.65	3.7%	-34.4%	-36.7%
JS(L)	1.61	1.53	1.62	-5.0%	0.6%	5.9%
RMS(L)	0.83	0.76	0.77	-8.4%	-7.2%	1.3%
JS(R)	1.52	1.78	1.69	17.1%	11.2%	-5.1%
RMS(R)	0.71	1.03	0.81	45.1%	14.1%	-21.4%

B= Beginning; NP = no Protector; WP = with Protector

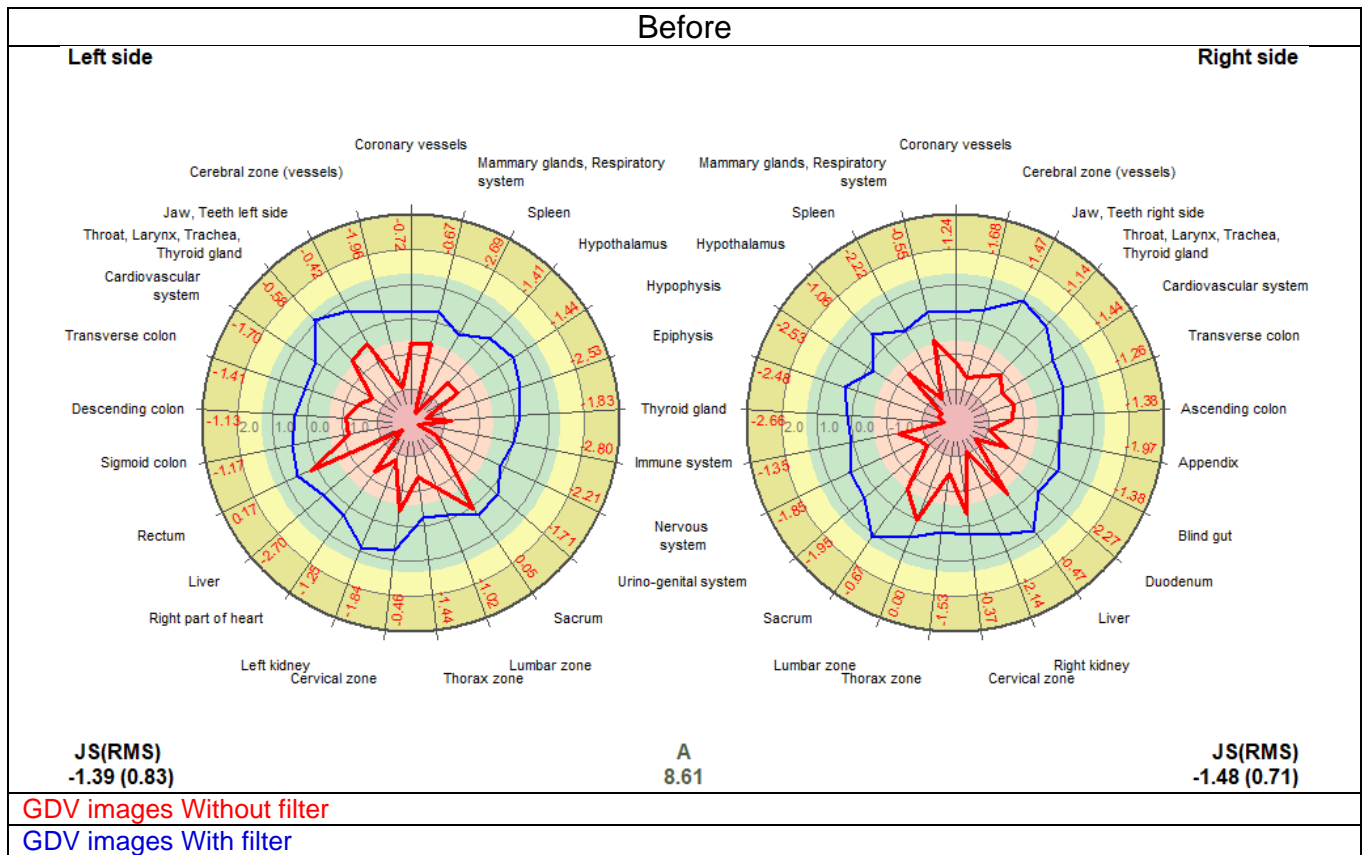


Figure 8A: Diagram images for Subject 3.

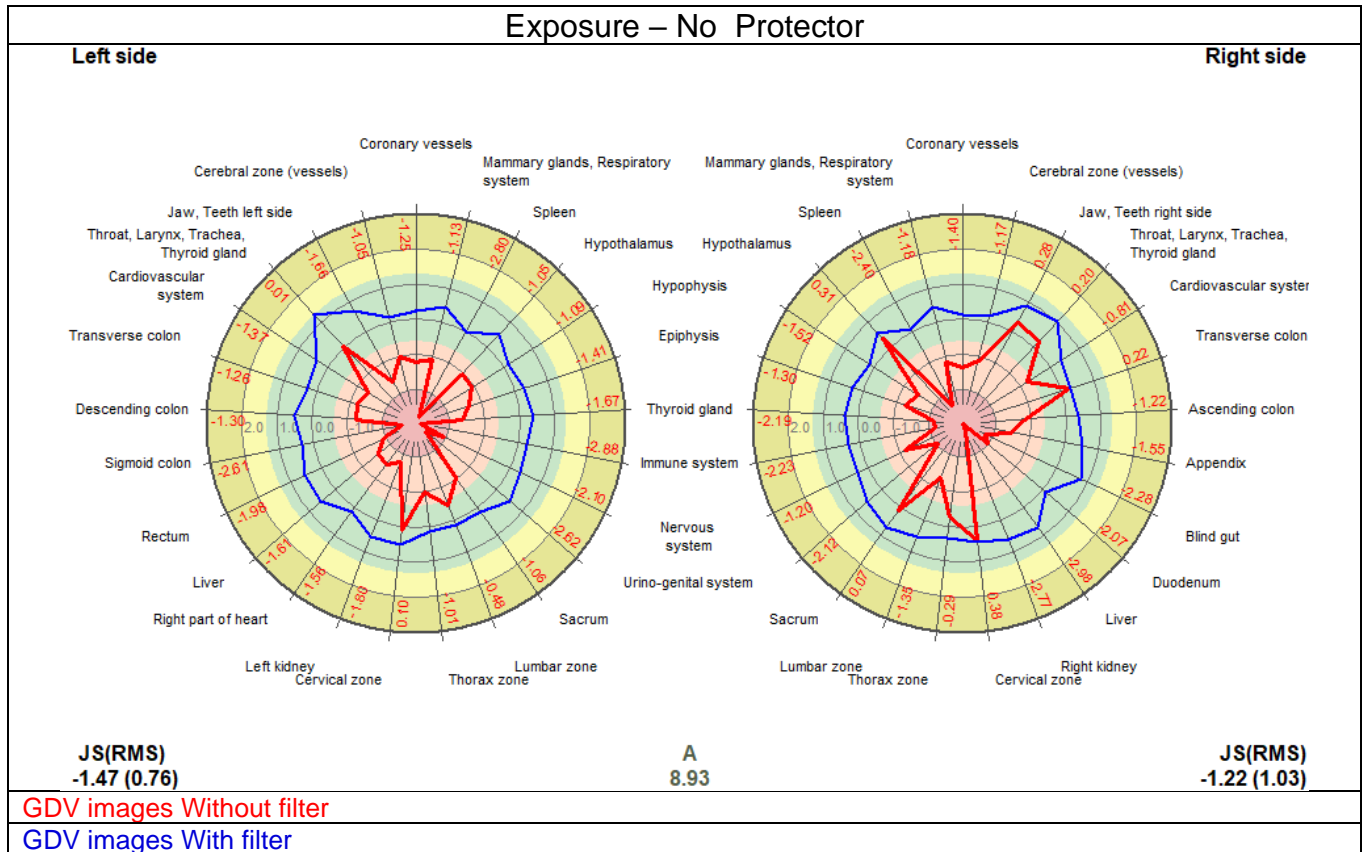


Figure 8B: Diagram images for Subject 3.

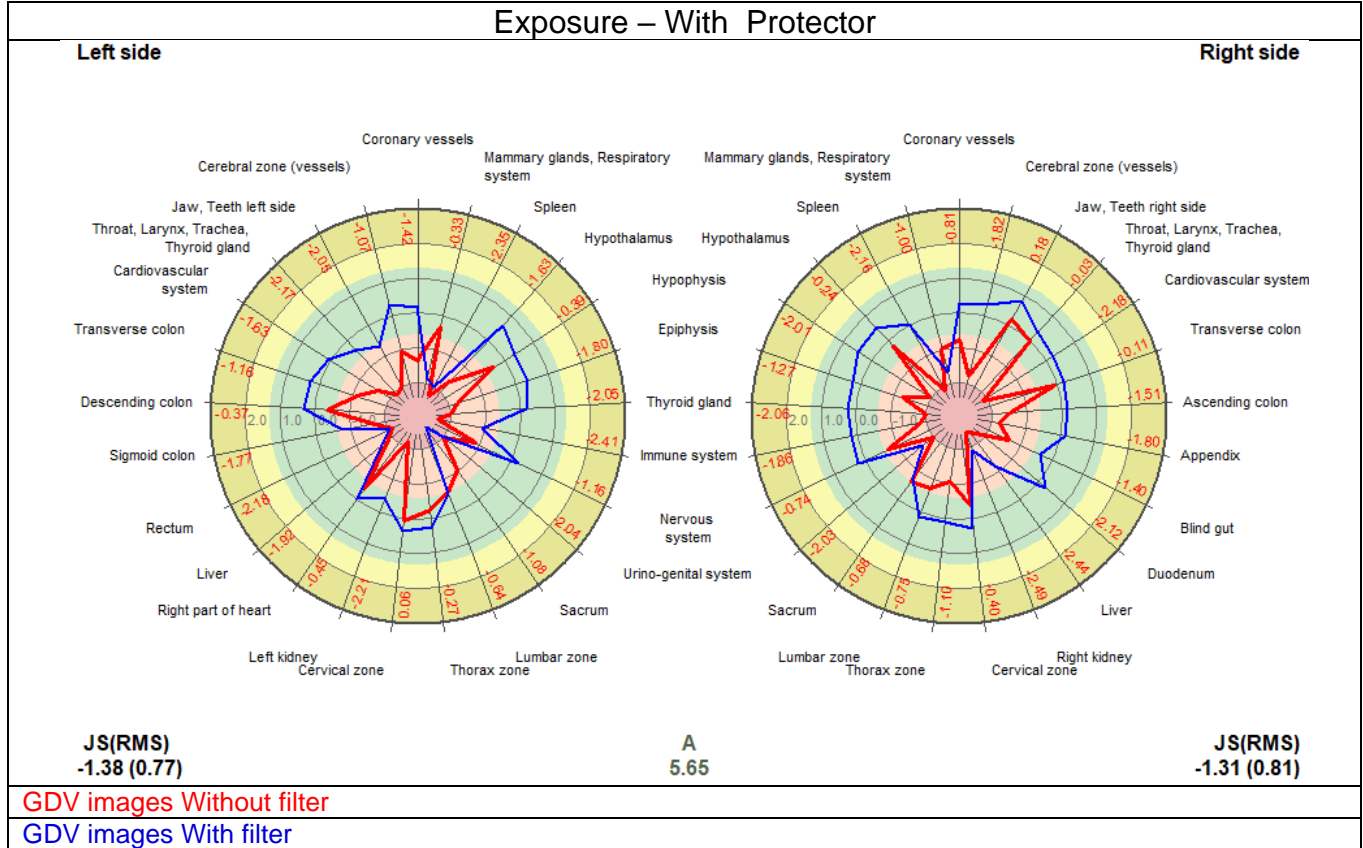


Figure 8C: Diagram images for Subject 3.



Virtual Chakras

Results for the Virtual Chakras for Subject #3 are presented in Figure 9 and Table 9. At the beginning, before the use of an activated cell phone, Chakra 3 was displaced toward the left (seen to the right for the reader) toward interiorization of self-expression. Chakra 3 was outside the green region; the region considered the normal range for chakra left-right balance; thus this is an abnormal condition. Chakra 5, on the other hand, was displaced toward the right (seen to the left for the reader) and also outside of the normal region. This indicates a great striving toward creativity and self-actualization but the low energy activity level indicated restrictions for lack of bioenergy (for more on the interpretations of the chakras, see attached sheet: EPI-GDV Chakra Interpretations). Three out of the seven chakras had an energy activity level abnormally low (1, 3, and 5; all being less than -1 in the Energy activity level diagram on the upper right corner of the Before image in Figure 9). After exposure to an activated cell phone with no Twisted Sage EMF Cell Phone Protector, chakra imbalances were slightly improved but the same 3 chakras were still abnormally low in energy activity level. After exposure to an activated cell phone with Twisted Sage EMF Cell Phone Protector, there was a slight deterioration of chakra balance but no chakra balance position was outside the green (normal) region. Also no chakra had abnormally low energy activity level.

Table 9: Chakras Results for Subject 3

Energy Activity Level	B	NP	WP	% Diff NP-B	% Diff WP-B	% Diff WP-NP
C1	-1.54	-1.41	-0.81	-8.4%	-47.4%	-42.6%
C2	-0.98	-0.89	-0.5	-9.2%	-49.0%	-43.8%
C3	-1.87	-1.28	-0.78	-31.6%	-58.3%	-39.1%
C4	-0.87	-0.73	-0.97	-16.1%	11.5%	32.9%
C5	-1.18	-1.48	-0.39	25.4%	-66.9%	-73.6%
C6	0.05	-0.33	-0.19	-760.0%	-480.0%	-42.4%
C7	-0.68	-0.54	0.12	-20.6%	-117.6%	-122.2%
Psychological Priority	B	NP	WP	% Diff NP-B	% Diff WP-B	% Diff WP-NP
C1	-0.07	0.12	-0.02	-271.4%	-71.4%	-116.7%
C2	0.00	0.00	-0.53	0.0%	IND	IND
C3	-1.25	-0.02	-0.79	-98.4%	-36.8%	3850.0%
C4	0.04	0.66	-0.82	1550.0%	-2150.0%	-224.2%
C5	1.58	-0.98	-0.01	-162.0%	-100.6%	-99.0%
C6	0.00	0.00	-0.06	0.0%	IND	IND
C7	0.00	0.00	0.00	0.0%	0.0%	0.0%

B= Beginning; NP = no Protector; WP = with Protector; IND = indeterminate

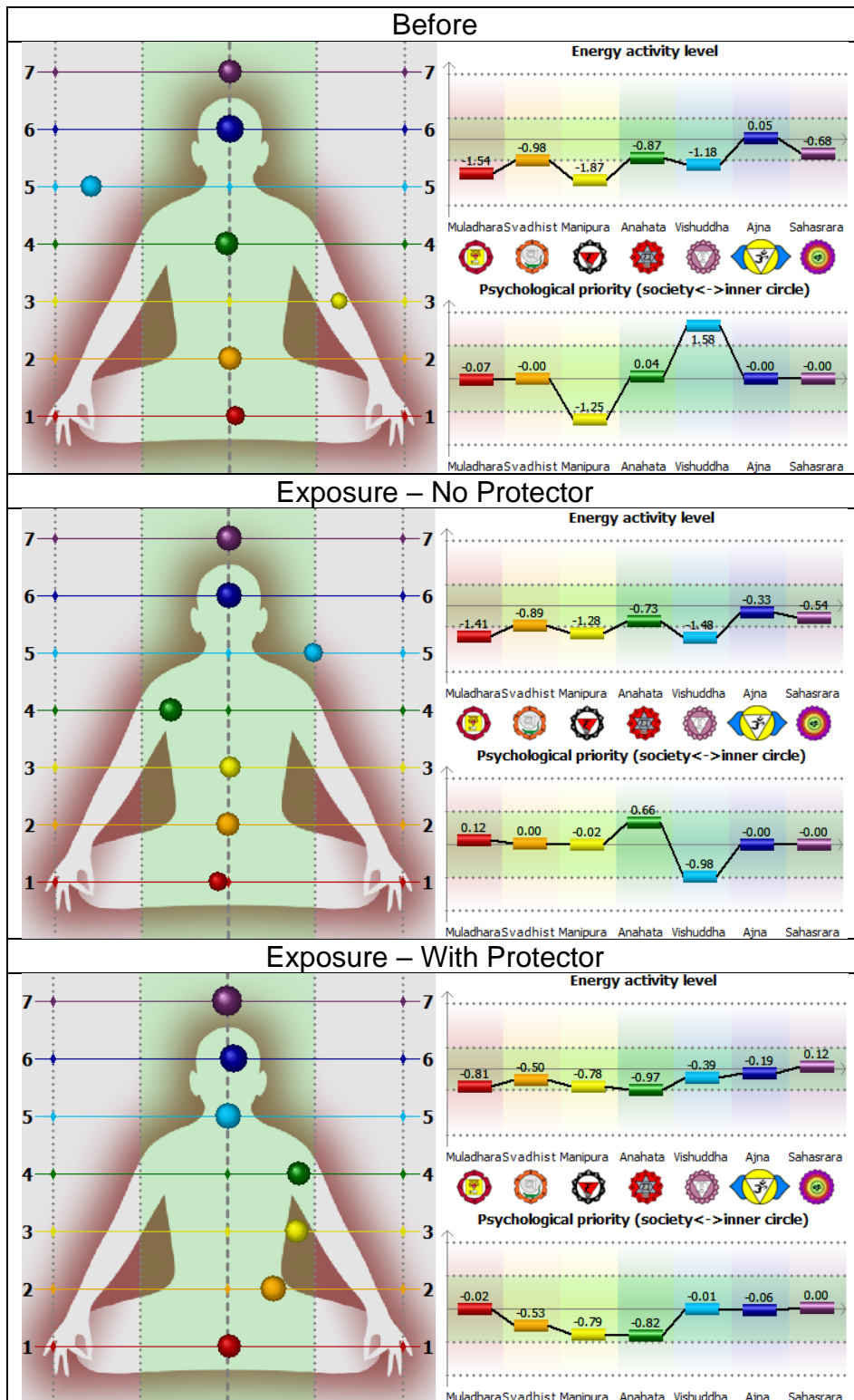


Figure 9: Virtual Chakra images for Subject 3.



Subject 4

Female, 72. She left no information on her health status in the Health History Inventory form.

Energy Fields

Subject #4 bioenergy images are presented in Figure 10. Derived values of Area (bioenergy) and Symmetry (left vs right % difference in bioenergy) are presented in Table 10. Subject #4 came in the lab with a normal bioenergy value without filter (18,784) and also with filter (22,822), an indication of normal stress levels (remember that the Area parameter needs to be above 14,000 to be considered in the Normal range). There are no significant changes in Area or Symmetry for Subject #4 with or without filter. Remember that a change by 10% is considered substantial. For the test Subject #4 phone type: Google Pixel.

Table 10: Energy Field Results for Subject 4							
Camera		B	NT	WT	% Diff NT-B	% Diff WT-B	% Diff WT-NT
Without filter	Area	18784	18703	18881	-0.4%	0.5%	1.0%
	Symmetry (%)	92	92	91	0.0%	-1.1%	-1.1%
With filter	Area	22822	23382	22091	2.5%	-3.2%	-5.5%
	Symmetry (%)	94	93	94	-1.1%	0.0%	1.1%

B= Beginning; NT = no technology; WT = with technology

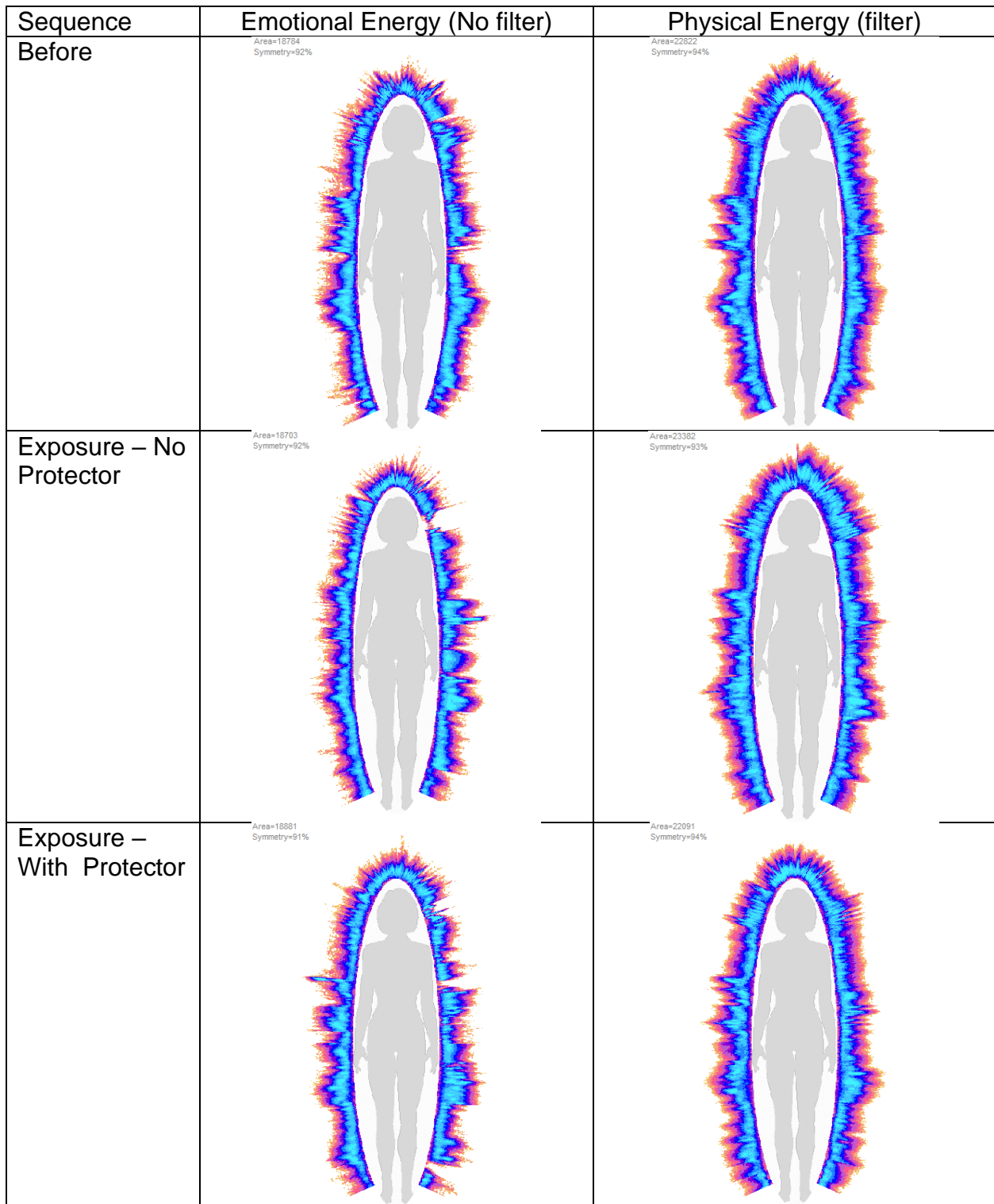


Figure 10: Energy Field pictures for Subject 4.



Diagrams

Results for Subject #4 diagrams are presented in Figures 11A, B, and C and Table 11. Note in Figure 11A that both the without filter (psycho-emotional; red line), and the with filter (blue line, physical bioenergy) lines are mainly in the green (normal) zone. This is an indication that this person did not have emotional or physical problems when she came to the lab. When she is exposed to the cell phone radiations without the TwistedSage EMF Cell Phone Protector, the region of the throat, larynx, trachea, and thyroid gland became weak on the left side of her body (red line), an indication that the cell phone radiation was affecting the psycho-emotional bioenergy of these organs. After being exposed to cell phone radiations with the TwistedSage EMF Cell Phone Protector, this same region became normal but the hypothalamus and the nervous system on the left side became quite weak (again for the red line related to psycho-emotional bioenergy). The “A” parameter in the Figure 8A, and Table 8 (A=3.41), indicates that Subject #4 had normal stress level (normal levels are between 2 and 4) when coming in (before, B). The stress level decreased significantly when exposed to the cell phone radiations without TwistedSage EMF Cell Phone Protector (% decrease between NP and B is -12.0%). The stress level increased to come back very close to the beginning value after being exposed to the cell phone with TwistedSage EMF Cell Phone Protector (WP vs. NP, 12.3%). JS(L) and JS(R) are the overall bioenergy of all organs and body systems on the left and right sides, respectively. RMS(L) and RMS(R) quantify the variability of JS(L) and JS(R) and are added for completion of the information provided by the diagrams, but their interpretation is beyond the scope of this report. Both JS(L)) and JS(R) did not change significantly. Remember that a change above 10% is considered significant.

Parameter	B	NP	WP	% Diff NP-B	% Diff WP-B	% Diff WP-NP
A	3.41	3.00	3.37	-12.0%	-1.2%	12.3%
JS(L)	2.97	2.96	2.87	-0.3%	-3.4%	-3.0%
RMS(L)	0.45	0.54	0.59	20.0%	31.1%	9.3%
JS(R)	2.89	2.96	3.04	2.4%	5.2%	2.7%
RMS(R)	0.50	0.31	0.43	-38.0%	-14.0%	38.7%

B= Beginning; NP = no Protector; WP = with Protector

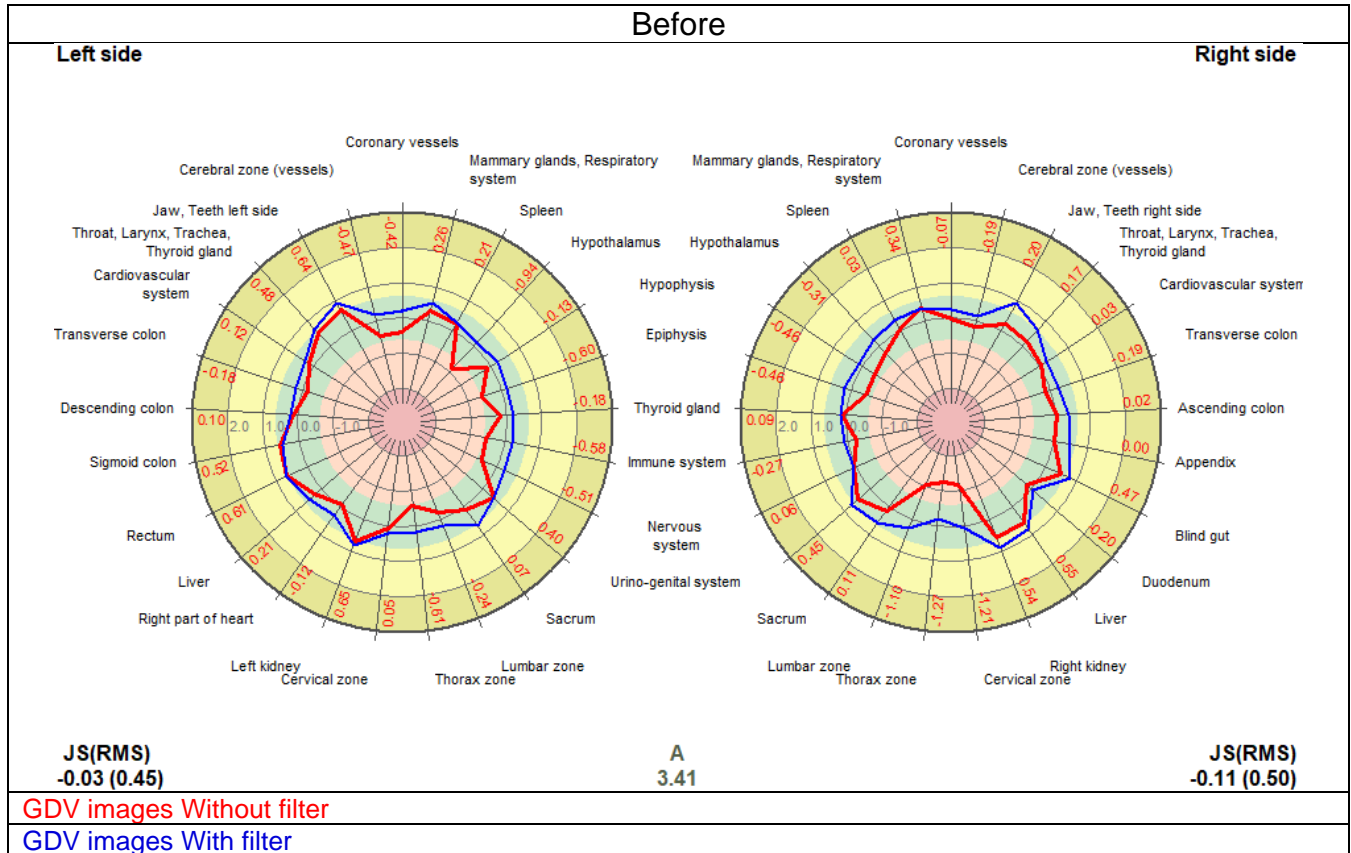


Figure 11A: Diagram images for Subject 4.

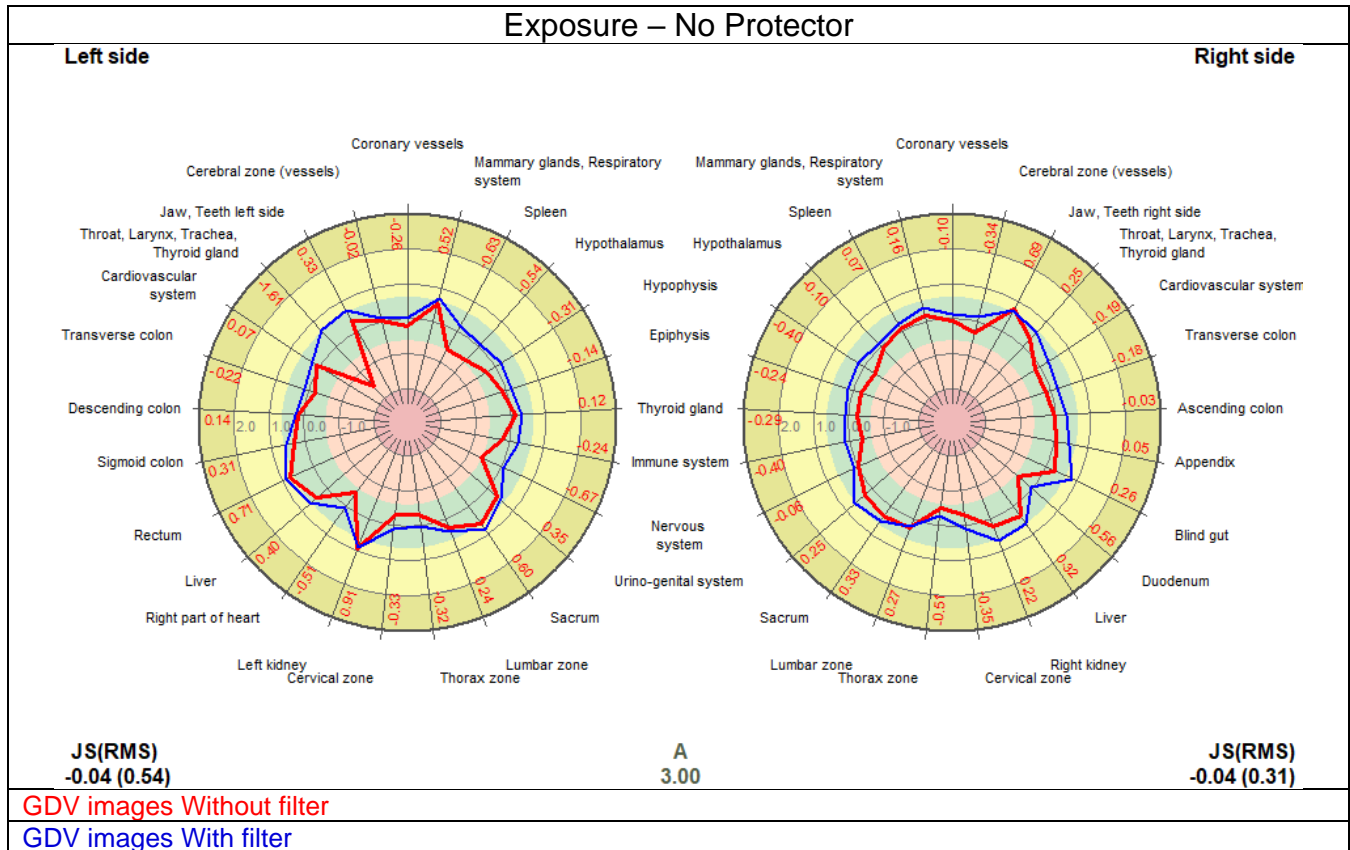


Figure 11B: Diagram images for Subject 4.

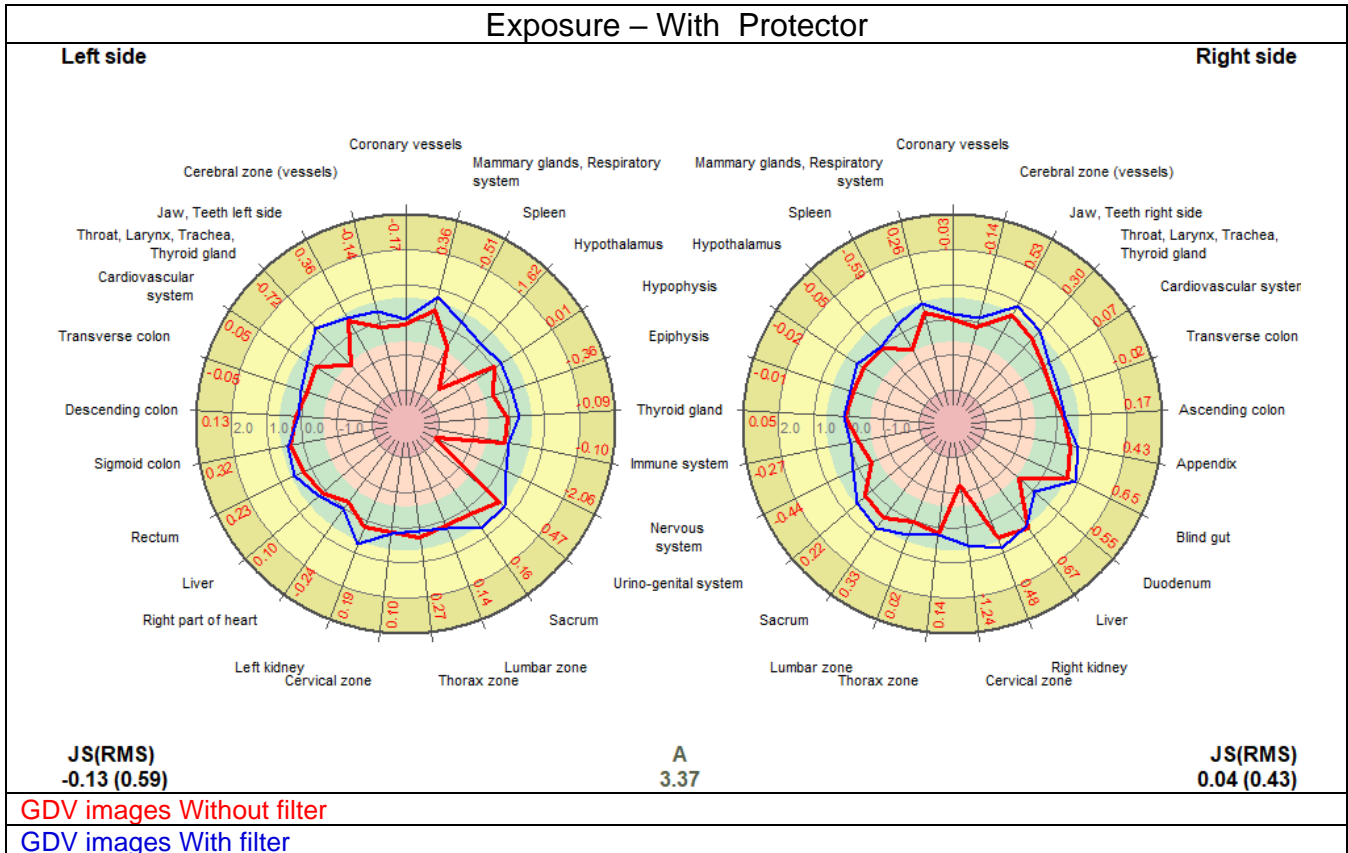


Figure 11C: Diagram images for Subject 4.



Virtual Chakras

Results for the Virtual Chakras for Subject #4 are presented in Figure 12 and Table 12. At the beginning, before the use of an activated cell phone, all the chakras were well balanced and had normal level of energy activity (Before image in Figure 12). After being exposed to cell phone radiations with no Twisted Sage EMF Cell Phone Protector, Chakra 5 was displaced toward the right (seen to the left for the reader) and also outside of the normal region. This indicates great striving toward creativity and self-actualization but the fact that this chakra also had low energy activity level indicate a restriction in the striving effort (for more on the interpretations of the chakras, see attached sheet: EPI-GDV Chakra Interpretations). After exposure to an activated cell phone with Twisted Sage EMF Cell Phone Protector, Chakra 5 imbalance was very much improved, and the energy activity level went into the normal range. However, Chakra 7 was slightly displaced to the right indicating that the subject is trying to gather information from super consciousness sources.

Table 12: Chakras Results for Subject 4

Energy Activity Level	B	NP	WP	% Diff NP-B	% Diff WP-B	% Diff WP-NP
C1	0.28	0.43	0.35	53.6%	25.0%	-18.6%
C2	0.27	0.23	0.22	-14.8%	-18.5%	-4.3%
C3	0.32	0.32	0.28	0.0%	-12.5%	-12.5%
C4	0.21	0.32	0.22	52.4%	4.8%	-31.3%
C5	0.32	-1.12	-0.39	-450.0%	-221.9%	-65.2%
C6	-0.11	0.05	0.08	-145.5%	-172.7%	60.0%
C7	-0.56	-0.27	-0.62	-51.8%	10.7%	129.6%
Psychological Priority	B	NP	WP	% Diff NP-B	% Diff WP-B	% Diff WP-NP
C1	-0.05	-0.05	0.02	0.0%	-140.0%	-140.0%
C2	0.00	-0.01	0.00	IND	0.0%	-100.0%
C3	0.03	-0.05	0.01	-266.7%	-66.7%	-120.0%
C4	0.00	-0.05	0.00	IND	0.0%	-100.0%
C5	-0.03	1.60	0.48	-5433.3%	-1700.0%	-70.0%
C6	-0.02	0.00	0.00	-100.0%	-100.0%	0.0%
C7	0.03	0.00	0.37	-100.0%	1133.3%	IND

B= Beginning; NP = no Protector; WP = with Protector; IND = indeterminate

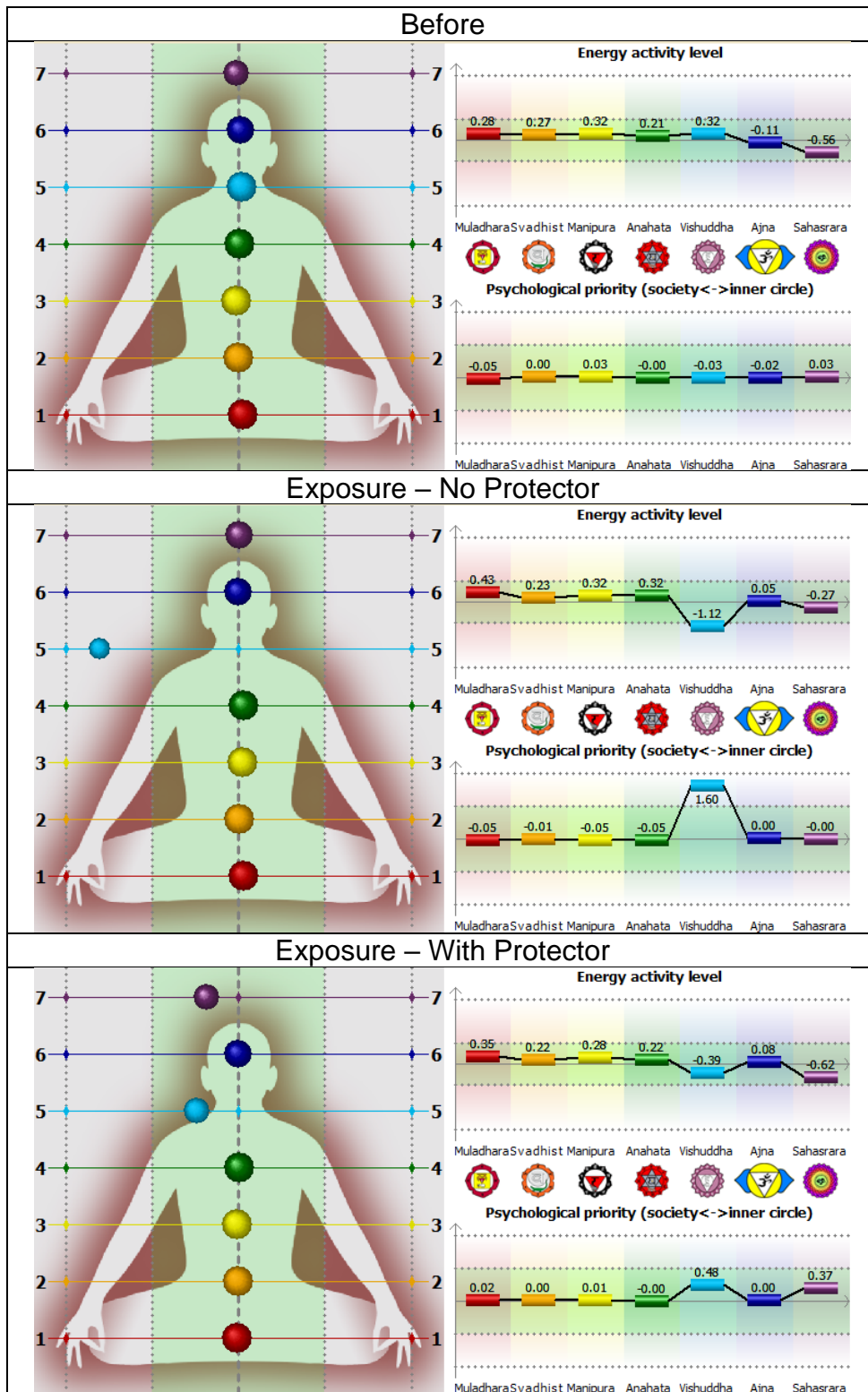


Figure 12: Virtual Chakra images for Subject 4.



Subject 5

Male, 71. He has an history of diabetes or thyroid, kidney, or liver disease. Takes medication for high blood pressure and glaucoma.

Energy Fields

Subject #5 bioenergy images are presented in Figure 13. Derived values of Area (bioenergy) and Symmetry (left vs right % difference in bioenergy) are presented in Table 13. Subject #5 came in the lab with normal bioenergy value without filter (18,382) and with filter (22,447), an indication of normal stress levels (remember that the Area parameter needs to be above 14,000 to be considered in the Normal range). There are no significant changes in Area or Symmetry for Subject #5. Remember that a change by 10% is considered substantial. For the test Subject #5 phone type: iPhone SE.

Table 13: Energy Field Results for Subject 5

Camera		B	NT	WT	% Diff NT-B	% Diff WT-B	% Diff WT-NT
Without filter	Area	18382	18746	18414	2.0%	0.2%	-1.8%
	Symmetry (%)	91	92	92	1.1%	1.1%	0.0%
With filter	Area	22447	22300	22212	-0.7%	-1.0%	-0.4%
	Symmetry (%)	93	94	94	1.1%	1.1%	0.0%

B= Beginning; NT = no technology; WT = with technology

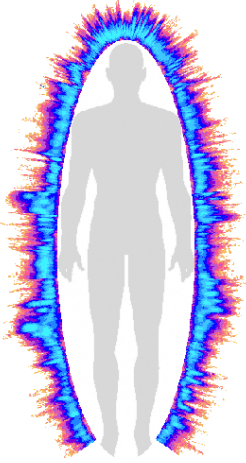
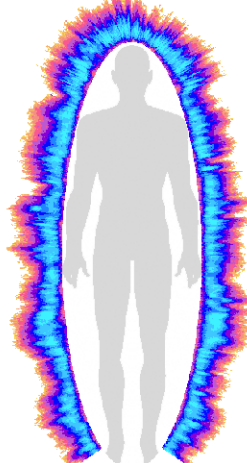
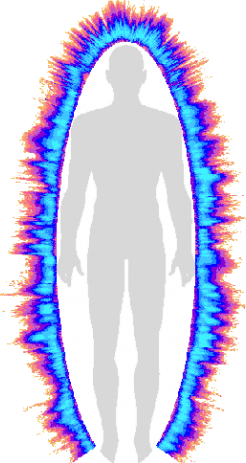
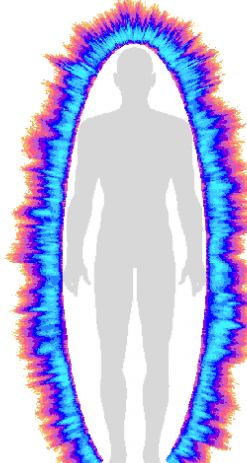
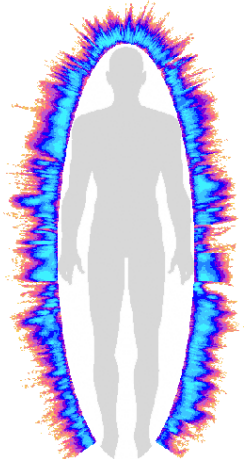
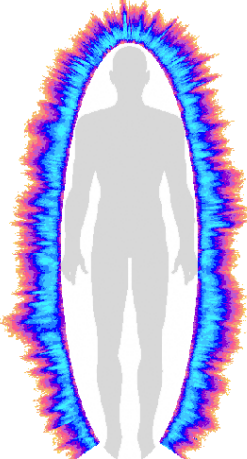
Sequence	Emotional Energy (No filter)	Physical Energy (filter)
Before	<p>Area=18382 Symmetry=91%</p> 	<p>Area=22447 Symmetry=93%</p> 
Exposure – No Protector	<p>Area=18746 Symmetry=92%</p> 	<p>Area=22300 Symmetry=94%</p> 
Exposure – With Protector	<p>Area=18414 Symmetry=92%</p> 	<p>Area=22212 Symmetry=94%</p> 

Figure 13: Energy Field pictures for Subject 5.



Diagrams

Results for Subject #5 diagrams are presented in Figures 14A, B, and C and Table 14. Note in Figure 14A that the lines for both the without filter (psycho-emotional; red line), and the with filter (blue line, physical bioenergy) are mainly in the green (normal) zone. The only exception is the lumbar and sacrum zones for the red line in the left diagram. Since the red line is about psycho-emotional bioenergy, the corresponding emotions would be related to not feeling supported in the past (because left side is related to the past). When she was exposed to the cell phone radiations without the TwistedSage EMF Cell Phone Protector, the situation is very similar. After being exposed to cell phone radiations with the TwistedSage EMF Cell Phone Protector, only the lumbar zone remained on the left side but weaknesses appeared on the Spleen and the Duodenum on the right side. These weaknesses are probably temporary, and she should return to the before situation in a few hours. Spleen is about too much thinking of worrying and duodenum is about some sadness (the Traditional Chinese emotional interpretation of organs is used here). The “A” parameter in the Figure 8A, and Table 8 (A=3.02), indicates that Subject #5 had a normal stress level (normal levels are between 2 and 4) when coming in (before, B). The stress level decreased not significantly when exposed to the cell phone radiations without TwistedSage EMF Cell Phone Protector (% decrease between NP and B is -8.6%) but increase significantly after being exposed to the cell phone with TwistedSage EMF Cell Phone Protector (19.9%). JS(L) and JS(R) are the overall bioenergy of all organs and body systems on the left and right sides, respectively. RMS(L) and RMS(R) quantify the variability of JS(L) and JS(R) and are added for completion of the information provided by the diagrams, but their interpretation is beyond the scope of this report. Both JS(L)) and JS(R) did not change significantly. Remember that a change above 10% is considered significant.

Table 14: Diagram Results for Subject 5

Parameter	B	NT	WT	% Diff NT-B	% Diff WT-B	% Diff WT-NT
A	3.02	2.76	3.31	-8.6%	9.6%	19.9%
JS(L)	3.04	3.09	3.10	1.6%	2.0%	0.3%
RMS(L)	0.40	0.39	0.44	-2.5%	10.0%	12.8%
JS(R)	3.01	3.15	3.00	4.7%	-0.3%	-4.8%
RMS(R)	0.36	0.26	0.50	-27.8%	38.9%	92.3%

B= Beginning; NT = no technology; WT = with technology

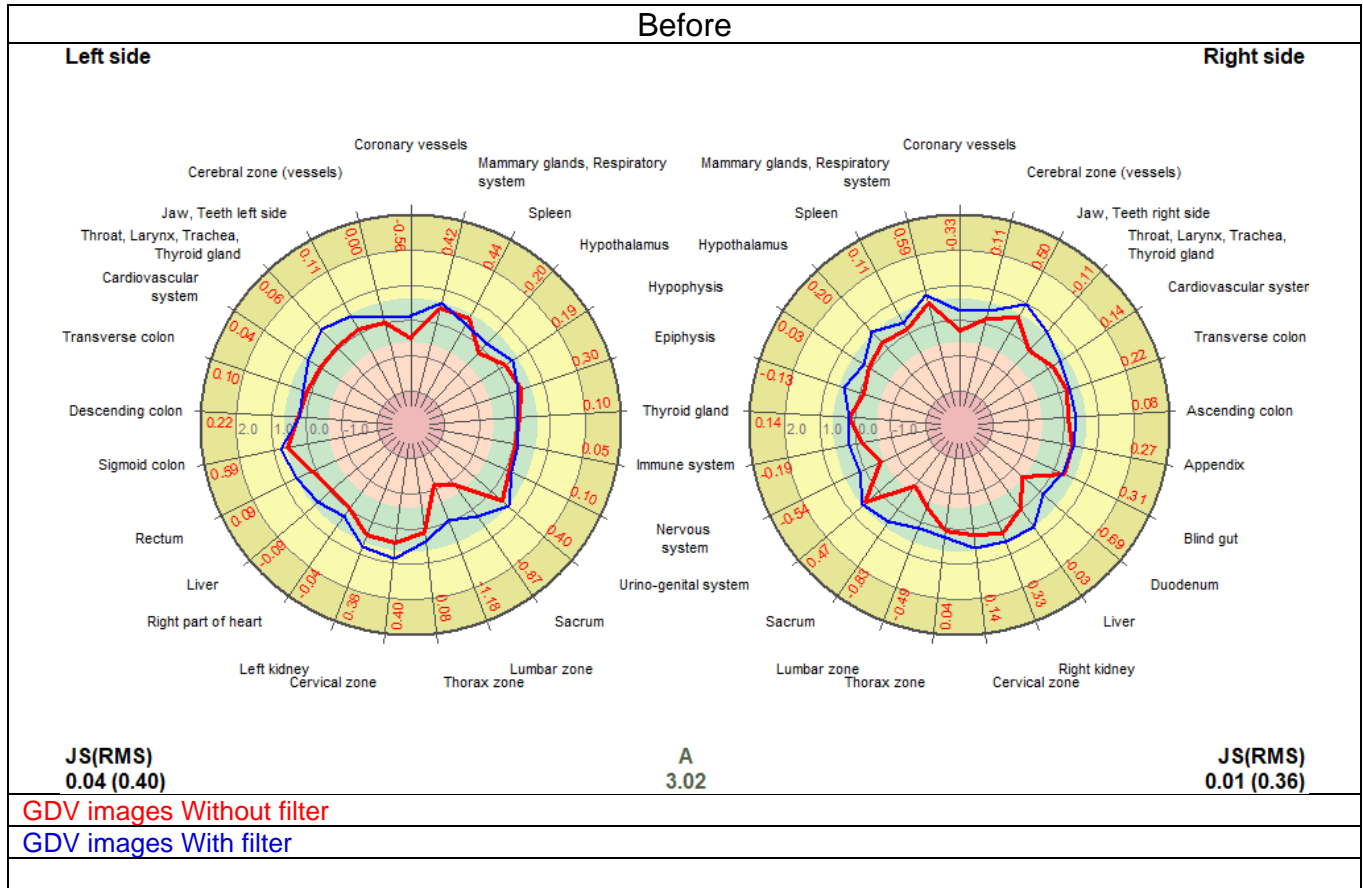


Figure 14A: Diagram images for Subject 5.

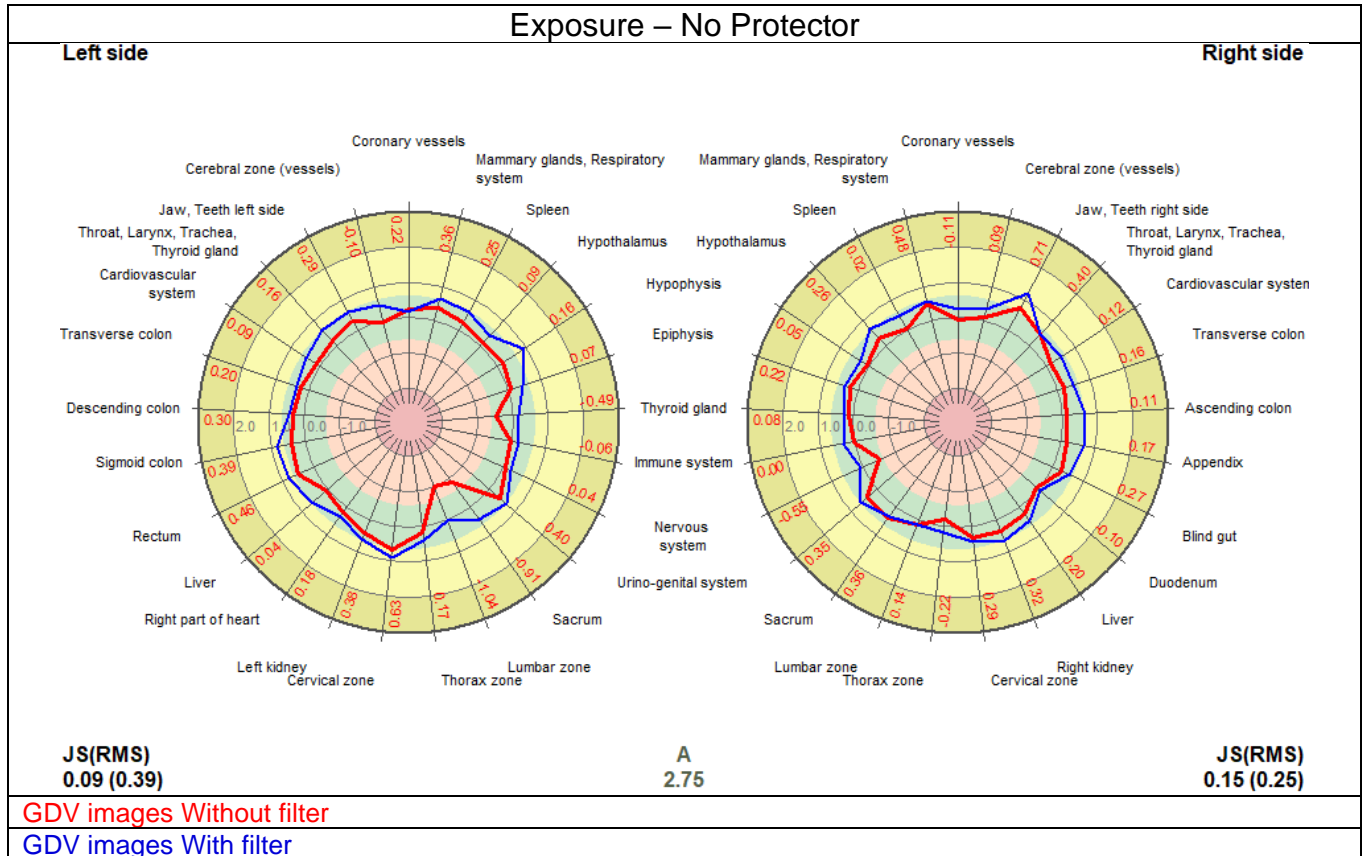


Figure 14B: Diagram images for Subject 5.

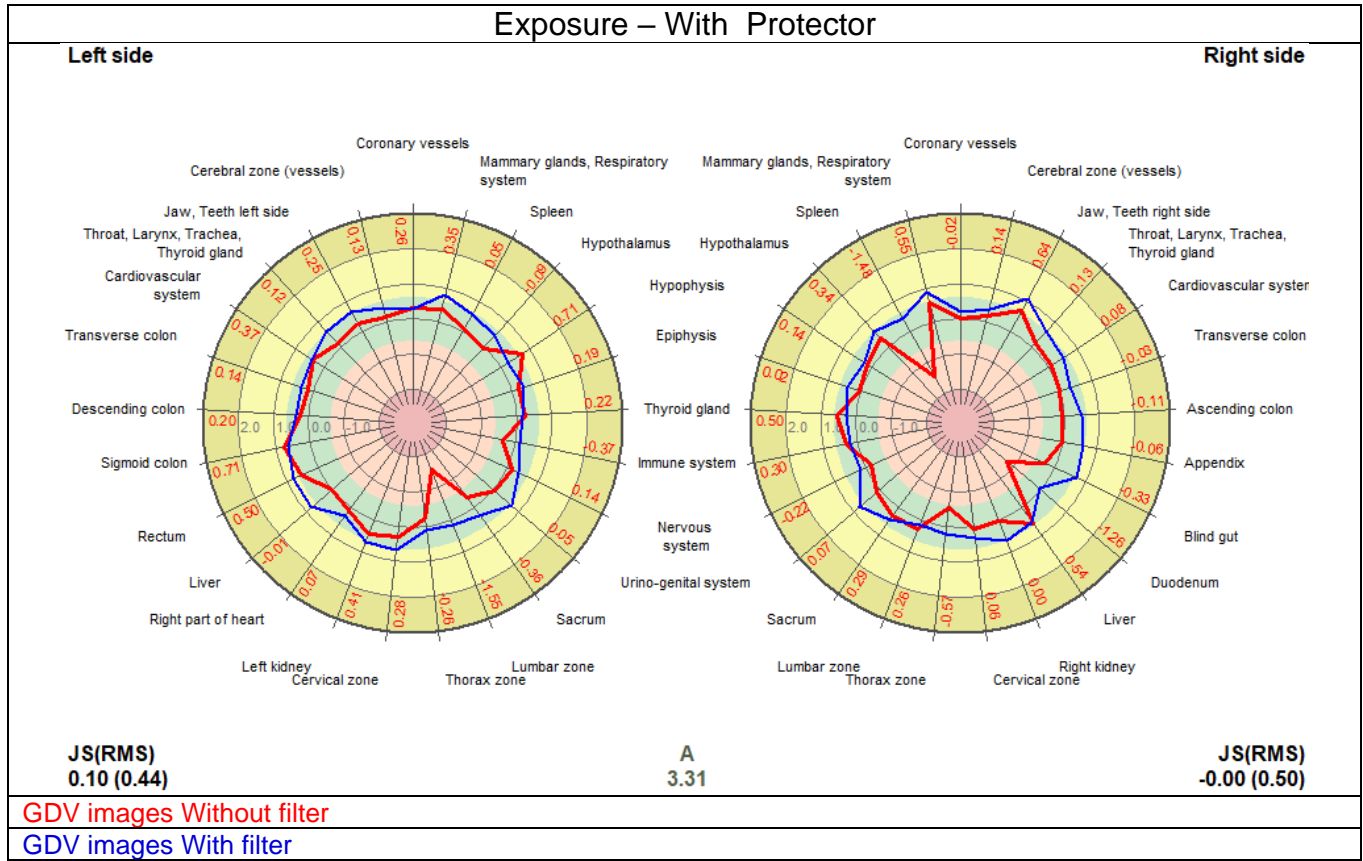


Figure 14C: Diagram images for Subject 5.



Virtual Chakras

Results for the Virtual Chakras for Subject #5 are presented in Figure 15 and Table 15. At the beginning, before the use of an activated cell phone, all the chakras were well balanced and had normal energy activity levels. The balance did not change after being exposed to cell phone radiations with or without Twisted Sage EMF Cell Phone Protector.

Table 15: Chakras Results for Subject 5

Energy Activity Level	B	NP	WP	% Diff NP-B	% Diff WP-B	% Diff WP-NP
C1	0.06	0.20	0.15	233.3%	150.0%	-25.0%
C2	0.34	0.27	0.10	-20.6%	-70.6%	-63.0%
C3	0.12	0.22	0.28	83.3%	133.3%	27.3%
C4	0.43	0.33	0.40	-23.3%	-7.0%	21.2%
C5	0.05	0.34	0.11	580.0%	120.0%	-67.6%
C6	0.49	0.44	0.30	-10.2%	-38.8%	-31.8%
C7	0.18	0.17	0.26	-5.6%	44.4%	52.9%
Psychological Priority	B	NP	WP	% Diff NP-B	% Diff WP-B	% Diff WP-NP
C1	0.00	0.02	0.00	IND	0.0%	-100.0%
C2	0.00	-0.01	0.00	IND	0.0%	-100.0%
C3	0.00	0.00	0.01	0.0%	IND	IND
C4	0.01	0.00	0.03	-100.0%	200.0%	IND
C5	0.00	0.05	0.00	IND	0.0%	-100.0%
C6	0.01	0.02	-0.04	100.0%	-500.0%	-300.0%
C7	-0.03	0.00	-0.01	-100.0%	-66.7%	IND

B= Beginning; NP = no Protector; WP = with Protector; IND = indeterminate

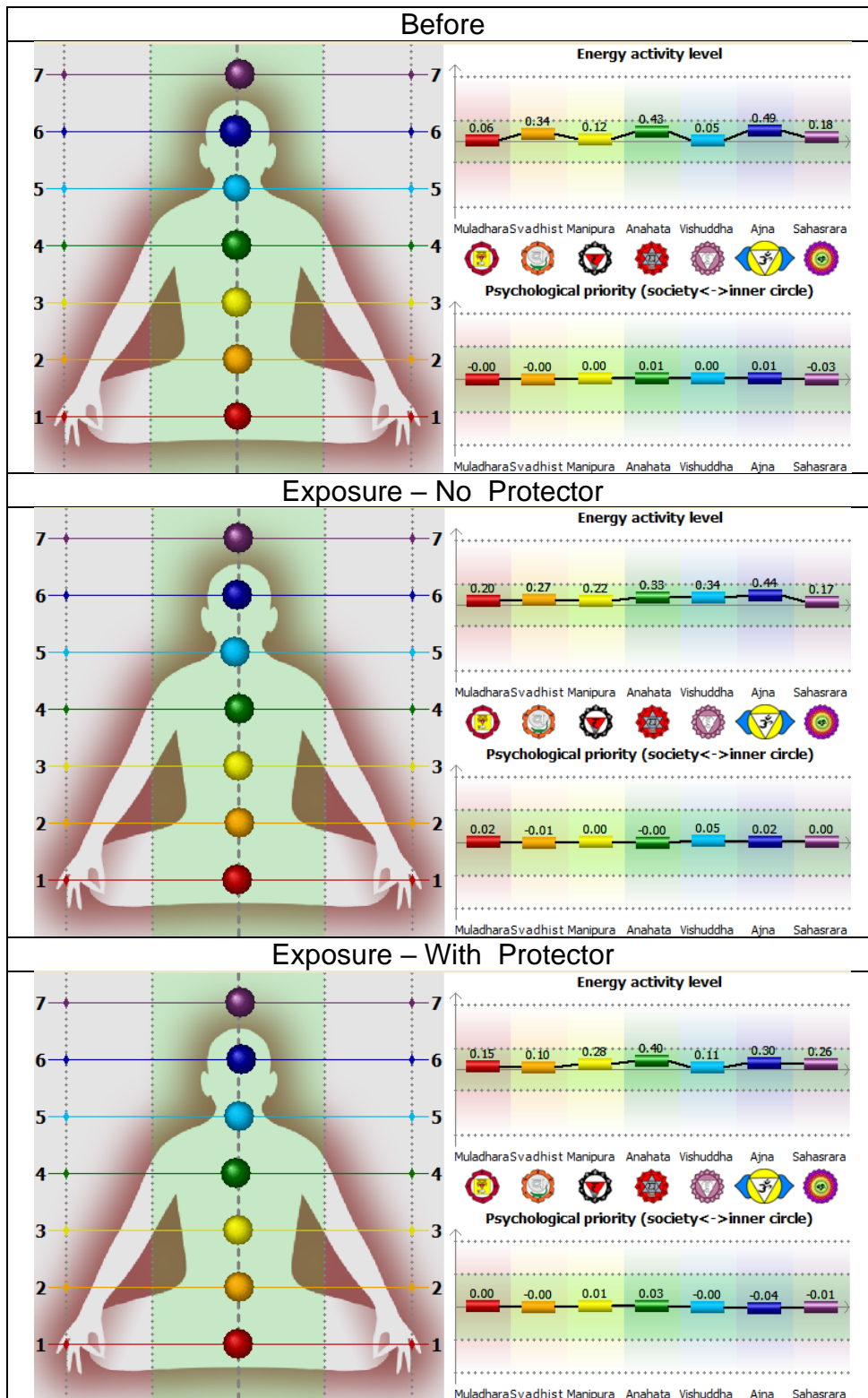


Figure 15: Virtual Chakra images for Subject 5.



Subject #6

Female, 22. History of difficulty breathing or become short of breath With mild or light exertion With pain or discomfort in the chest or surrounding areas that occurs when engaging in exercise or physical activity. She takes antidepressant medication and medication for ADHD.

Energy Fields

Subject #6 bioenergy images are presented in Figure 16. Derived values of Area (bioenergy) and Symmetry (left vs right % difference in bioenergy) are presented in Table 16. Subject #6 came in the lab with normal bioenergy values both without filter (16,301) and with filter (21,285), an indication of normal stress levels (remember that the Area parameter needs to be above 14,000 to be considered in the normal range). There is a significant decrease in Area without filter when comparing NP with B (-18.6%), an indication that the exposure to EMF radiations from the cell phone affected the psycho-spiritual components of the bioenergy of Subject #6. However, adding the Twisted Sage EMF Cell Phone Protector on the cell phone case increased the bioenergy field from the low value at NP by 24.9%, returning the bioenergy field to its baseline value and even a bit more (+1.6%). The physical component of the bioenergy (with filter) seems not affected (no significant change). Symmetry was not significantly affected for both with and without filter either. Remember that a change by 10% is considered substantial. For the test Subject #6 phone type: iPhone 12 Pro.

Table 16: Energy Field Results for Subject 6

Camera		B	NT	WT	% Diff NT-B	% Diff WT-B	% Diff WT-NT
Without filter	Area	16301	13262	16568	-18.6%	1.6%	24.9%
	Symmetry (%)	89	85	88	-4.5%	-1.1%	3.5%
With filter	Area	21285	21708	21014	2.0%	-1.3%	-3.2%
	Symmetry (%)	94	94	93	0.0%	-1.1%	-1.1%

B= Beginning; NT = no technology; WT = with technology

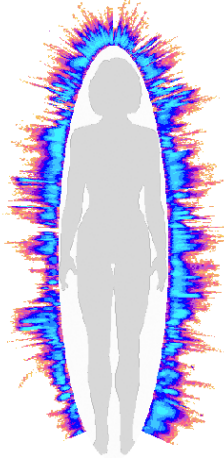
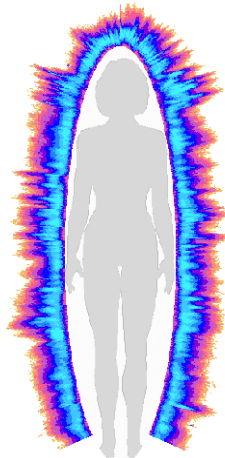
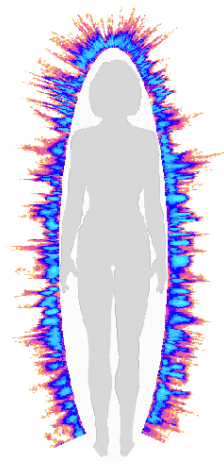
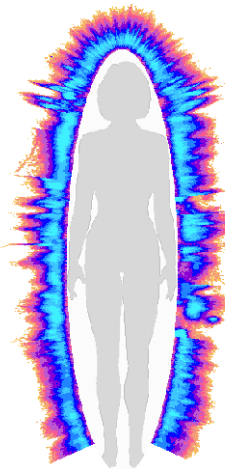
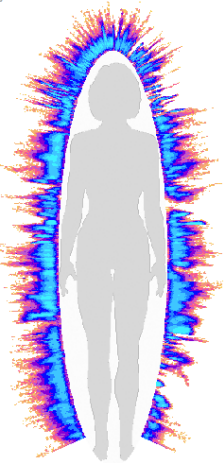
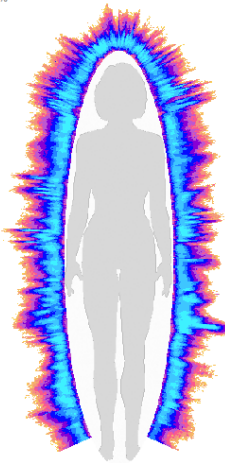
Sequence	Emotional Energy (No filter)	Physical Energy (filter)
Before	<p>Area=16301 Symmetry=89%</p> 	<p>Area=21285 Symmetry=94%</p> 
Exposure – No Protector	<p>Area=13262 Symmetry=85%</p> 	<p>Area=21708 Symmetry=94%</p> 
Exposure – With Protector	<p>Area=16568 Symmetry=88%</p> 	<p>Area=21014 Symmetry=93%</p> 

Figure 16: Energy Field pictures for Subject 6.



Diagrams

Results for Subject #6 diagrams are presented in Figures 17A, B, and C and Table 17. Note in Figure 17A that both the without filter (psycho-emotional; red line), and the with filter (blue line, physical bioenergy) lines are in the green (normal) zone on the left side. On the right side, the blue line (physical bioenergy) is in the green (normal) zone, but the red line goes into the pink (deficient) zone for Spleen, Right kidney, and duodenum. Since the red line is about psycho-emotional bioenergy, the corresponding emotions would be related to too much thinking or worry (Spleen), apprehension or fear (Right Kidney) and some sadness (Duodenum). Since this is on the right side these would be emotions/feelings at the moment the measurements were done (not related to the past). When she was exposed to the cell phone radiations without the TwistedSage EMF Cell Phone Protector, the situation became worse with the red line on the left side now going into the pink (deficient) zone for many organs and body systems. Even for the blue line on the right side, the Spleen is now going into the pink zone. After being exposed to cell phone radiations with the TwistedSage EMF Cell Phone Protector, the situation improves on the right side with no red lines in the pink region except for the duodenum just slightly going into the pink region. The left side show no improvement (the JS parameter remained the same at -0.53). The “A” parameter in the Figure 17A, and Table 8 (A=3.57), indicates that Subject #6 had a normal stress level (normal levels are between 2 and 4) when coming in (before, B). The stress level increased significantly when exposed to the cell phone radiations without TwistedSage EMF Cell Phone Protector (NP-B, 17.4%) and continued to increase significantly more after being exposed to the cell phone with TwistedSage EMF Cell Phone Protector (WP-B 38.4% and WP-NP 17.9%). JS(L) and JS(R) are the overall bioenergy of all organs and body systems on the left and right sides, respectively. RMS(L) and RMS(R) quantify the variability of JS(L) and JS(R) and are added for completion of the information provided by the diagrams, but their interpretation is beyond the scope of this report. JS(L)) and JS(R) decreased very significantly both with and without TwistedSage EMF Cell Phone Protector. Remember that a change above 10% is considered significant.

Table 17: Diagram Results for Subject 6

Parameter	B	NP	WP	% Diff NP-B	% Diff WP-B	% Diff WP-NP
A	3.57	4.19	4.94	17.4%	38.4%	17.9%
JS(L)	3.21	2.37	2.47	-26.2%	-23.1%	4.2%
RMS(L)	0.26	0.62	0.83	138.5%	219.2%	33.9%
JS(R)	2.70	2.74	2.88	1.5%	6.7%	5.1%
RMS(R)	0.77	0.65	0.48	-15.6%	-37.7%	-26.2%

B= Beginning; NP = no Protector; WP = with Protector



Figure 17A: Diagram images for Subject 6.

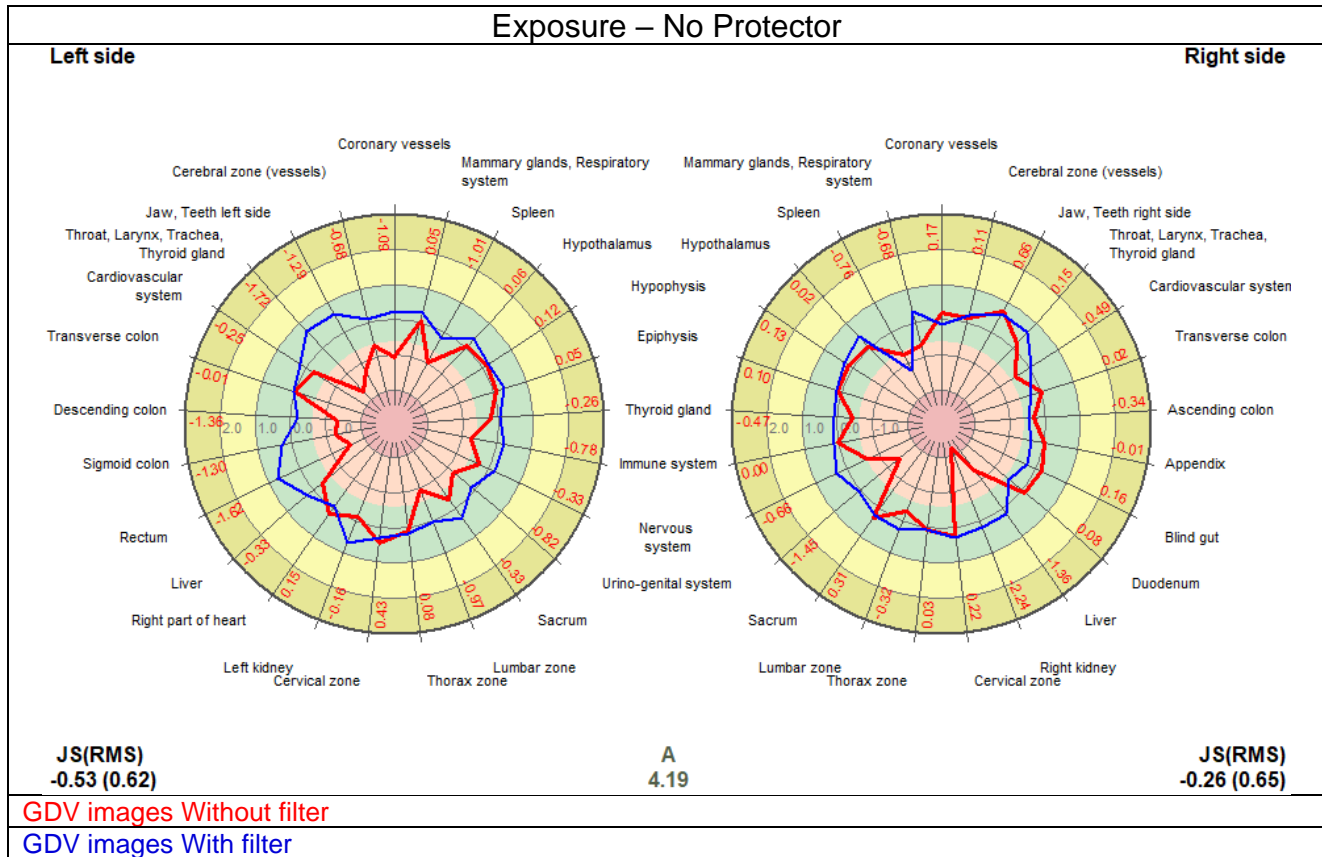


Figure 17B: Diagram images for Subject 6.

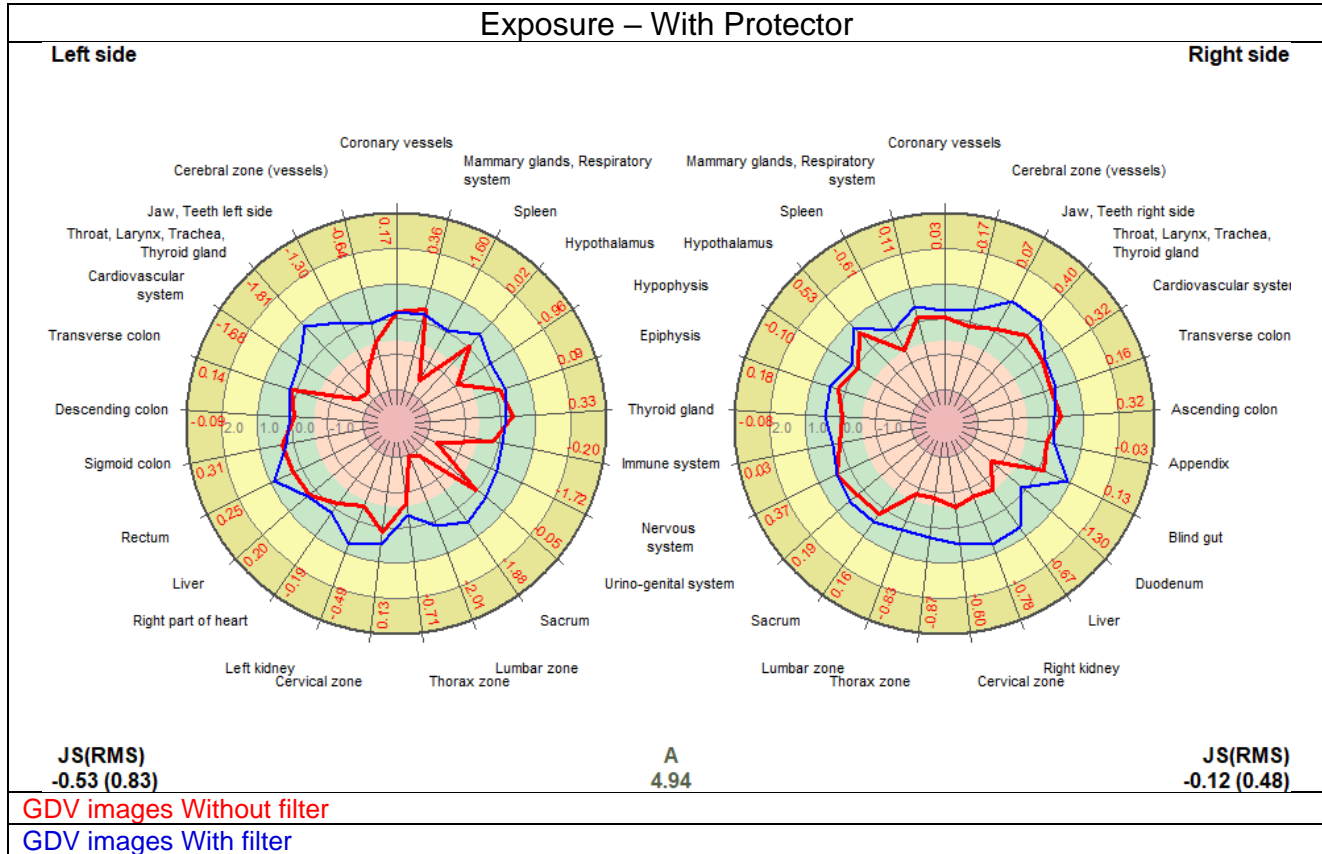


Figure 17C: Diagram images for Subject 6.



Virtual Chakras

Results regarding the Virtual Chakras for Subject #6 are presented in Figure 18 and Table 18. At the beginning, before the use of an activated cell phone, all the chakras were well balanced and had normal energy activity levels. The only exception was Chakra 2 that was displaced slightly to the left. This chakra is about self-appraisal, fear, and authority (more about the meaning of the chakras can be found in the attached EPI-GDV Chakra Interpretation sheets). Being to the left, these emotions are retracted, introverted. Since the chakra is still in the green (normal) region, this is not pathological. After being exposed to cell phone radiations without Twisted Sage EMF Cell Phone Protector, many chakras went out of balance. Two chakras were particularly affected: 2 and 5. This shows that Subject 6 psycho-emotional bioenergy was greatly affected by cell phone radiations. These two chakras went out of the green zone on the right side and both energy activity level became lower than the norm. After being exposed to the cell phone radiations with Twisted Sage EMF Cell Phone Protector, balance improved but not for Chakra 5.

Table 18: Chakras Results for Subject 6

Energy Activity Level	B	NP	WP	% Diff NP-B	% Diff WP-B	% Diff WP-NP
C1	0.19	-1.09	-0.58	-673.7%	-405.3%	-46.8%
C2	-0.48	-0.91	-0.29	89.6%	-39.6%	-68.1%
C3	0.11	-1.44	-0.37	-1409.1%	-436.4%	-74.3%
C4	0.39	-0.20	0.16	-151.3%	-59.0%	-180.0%
C5	0.16	-1.54	-1.71	-1062.5%	-1168.8%	11.0%
C6	0.29	0.25	0.28	-13.8%	-3.4%	12.0%
C7	0.40	0.06	0.19	-85.0%	-52.5%	216.7%
Psychological Priority	B	NP	WP	% Diff NP-B	% Diff WP-B	% Diff WP-NP
C1	-0.05	1.33	0.45	-2760.0%	-1000.0%	-66.2%
C2	-0.56	0.00	0.23	-100.0%	-141.1%	IND
C3	0.00	-1.00	0.18	IND	IND	-118.0%
C4	-0.09	0.00	0.00	-100.0%	-100.0%	IND
C5	-0.08	1.91	2.00	-2487.5%	-2600.0%	4.7%
C6	0.00	0.20	0.23	IND	IND	15.0%
C7	0.00	0.00	0.11	IND	IND	IND

B= Beginning; NP = no Protector; WP = with Protector; IND = indeterminate

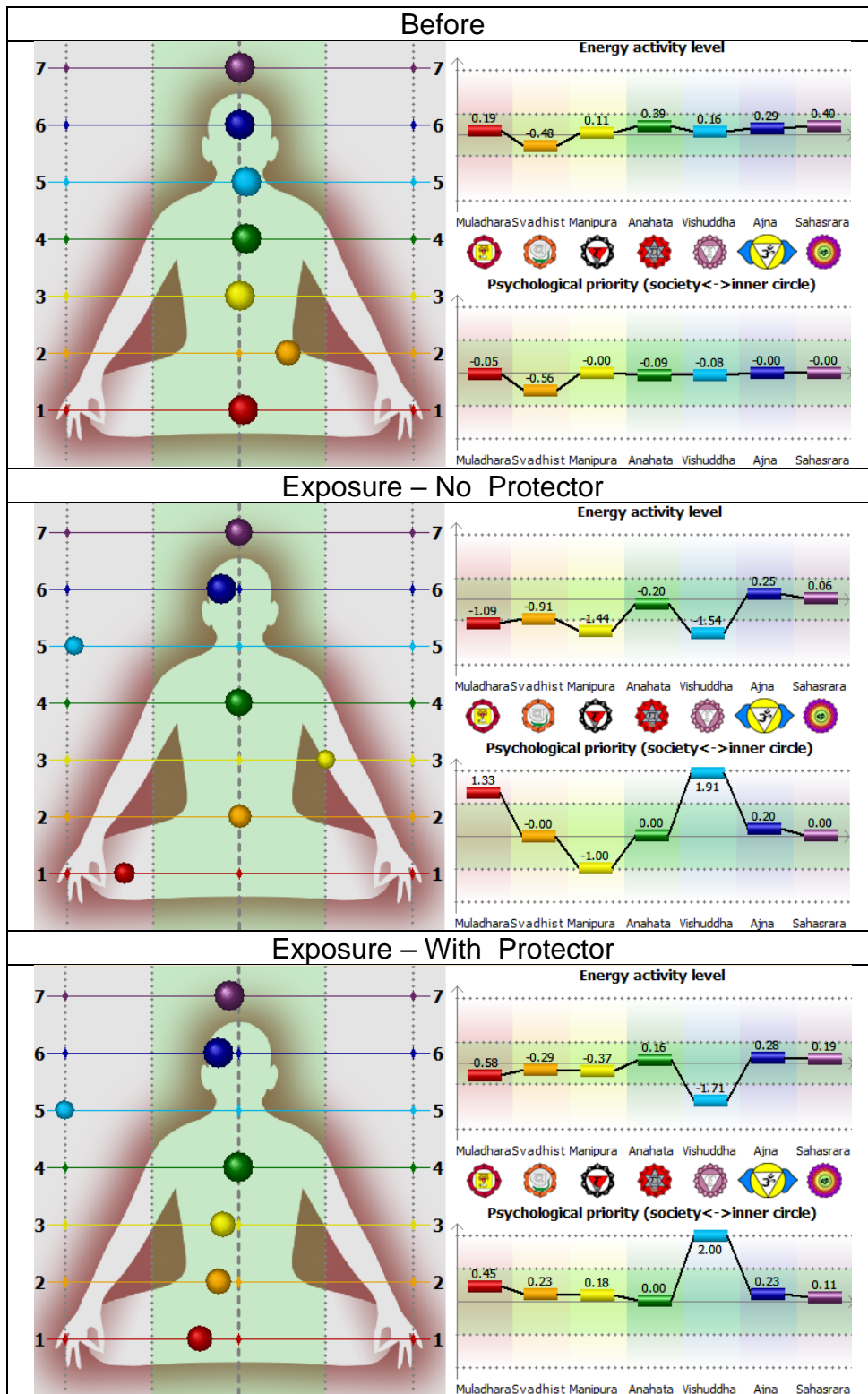


Figure 18: Virtual Chakra images for Subject 6.



Subjects Combined

Energy Fields

A combined analysis of all subjects was done for the Energy Field only as Area and Symmetry are parameters expressing overall values of body organs and systems. It is better to look at each subject diagrams to understand what happen to each subject organ or body system and to the Virtual Chakras of each subject to understand properly chakra balance and energy activity levels. That is why a combined analysis was not done for Diagrams and Virtual Chakras. As can be seen from Table 19, overall the combined bioenergy of all subjects (Area) without filter increased significantly when exposed to cell phone radiations with Twisted Sage EMF Cell Phone Protector when compared to the beginning average value ($p=0.05$). There is a suggestive result that Area improves significantly also when comparing exposure to cell phone radiations with and without Twisted Sage EMF Cell Phone Protector ($p=0.054$). There is no significant change with filter which is not surprising as such a short test does not give enough time for significant changes in physical bioenergy. It is our experience that bioenergy changes in the psycho-emotional bioenergy first before appearing in the physical bioenergy several days or weeks later.



Table 19: Energy Field Results for Subjects Combined

Camera	Parameter	Stat Function	B	NP	WP	% Diff NP-B	% Diff WP-B	% Diff WP-NP
Without filter	Area	Ave	14162	13904	15537	-1.8%	9.7%	11.7%
		SD	4616	4086	3620	-11.5%	-21.6%	-11.4%
		t-test NP-B		0.355				
		t-test WP-B			0.050			
		t-test WP-NP			0.054			
	Symmetry (%)	Ave	81.7	76.0	82.7	-6.9%	1.2%	8.8%
		SD	12.2	18.4	13.7	51.3%	12.7%	-25.6%
		t-test NP-B		0.049				
		t-test WP-B			0.342			
		t-test WP-NP			0.033			
With filter	Area	Ave	20540	20745	20010	1.0%	-2.6%	-3.5%
		SD	2969	3442	2397	15.9%	-19.3%	-30.4%
		t-test NP-B		0.419				
		t-test WP-B			0.365			
		t-test WP-NP			0.341			
	Symmetry (%)	Ave	92.5	90.2	90.2	-2.5%	-2.5%	0.0%
		SD	2.07	8.42	7.94	306.2%	282.7%	-5.8%
		t-test NP-B		0.253				
		t-test WP-B			0.273			
		t-test WP-NP			0.500			

B= Beginning; NP = no Protector; WP = with Protector



Discussion

Energy Fields

The analysis of subjects combined summarizes quite well the bioenergy (the Area parameter) findings. Overall, subjects exposed to cell phone radiations with the Twisted Sage EMF Cell Phone Protector on the cell phone experienced significant improvement in psycho-spiritual bioenergy not only compared to when exposed to cell phone radiation without the Twisted Sage EMF Cell Phone Protector but even compared to the bioenergy they had at the beginning of the experiment. Even though exposure to cell phone radiations did not decrease the bioenergy significantly, it did decrease it and, more importantly, it decreased the Symmetry (left-right symmetry of the bioenergy of the body) significantly ($p=0.049$). This is clearly a negative effect due to exposure to cell radiations. Furthermore, the addition of the Twisted Sage EMF Cell Phone Protector not only restored Symmetry but it improved it beyond the Symmetry value when subjects came in and that was statistically significant.

Diagrams

From the diagrams, we can see that each subject had a very personal response to cell phone radiation exposure and to the Twisted Sage EMF Cell Phone Protector. Those subjects who show most improvement in their diagrams are the ones with most stress when they arrived in the lab (Subjects 1, 2, 3). Subjects with good psycho-emotional bioenergy showed the least benefits (Subjects 4, 5, 6)

Virtual Chakras

The subjects who had most imbalance in their chakras when exposed to cell phone radiation without the Twisted Sage EMF Cell Phone Protector improved the most when the Twisted Sage EMF Cell Phone Protector was added (Subjects 4 and 6). Conversely, the subject coming in with the best balance did not show any balance improvement (Subject 5).



Conclusion

Overall, subjects exposed to cell phone radiations with the TwistedSage EMF Cell Phone Protector on the cell phone experienced significant improvement in psycho-spiritual bioenergy not only compared to when exposed to cell phone radiation without the TwistedSage EMF Cell Phone Protector but even compared to the bioenergy they had at the beginning of the experiment. Exposure to cell phone radiations decreased the Symmetry (left-right symmetry of the bioenergy of the body) significantly. This is evidence that cell phone radiation has a harmful effect on people's bioenergy. Furthermore, the addition of the TwistedSage EMF Cell Phone Protector not only restored Symmetry but it improved it even beyond the Symmetry value when subjects came in. Subjects who show most improvement in their diagrams are those with most stress when they arrived in the lab. The subjects who had most imbalance in their chakras when exposed to cell phone radiation without the TwistedSage EMF Cell Phone Protector improved the most when the TwistedSage EMF Cell Phone Protector was added. These findings suggest that the TwistedSage EMF Cell Phone Protector has beneficial effects in protecting people against the harmful effects of cell phone radiations. More research is needed with more participants and more methods of determining the effects of cell phone radiations in order to gain better understanding of the benefits of the TwistedSage EMF Cell Phone Protector.



APPENDIX A

Gaétan Chevalier, Ph.D., Biographical Sketch

Dr. Gaétan Chevalier received his Ph.D. from the University of Montréal in Atomic Physics and Laser Spectroscopy. After 4 years of research at UCLA in the field of nuclear fusion, he became professor and Director of Research at the California Institute for Human Science (CIHS) for 10 years doing research on human physiology and electrophysiology. Dr. Chevalier is currently faculty member of CIHS, invited scientist in the Department of Developmental and Cellular Biology at UC Irvine and he has been Director of Research at Psy-Tek since June 2010.



APPENDIX B

Mary D. Clark, Ph.D., Biographical Sketch

Mary D. Clark, Ph.D. is a licensed psychologist in Arizona, and is a licensed marriage family therapist and licensed educational psychologist in California. She maintains both a private practice and a healing practice in Encinitas, California. Mary is a Certified Energy Healing Instructor, a Senior Certified Energy Healer, and past coordinator of the Energy Healing Certification Program for the central and western states. She has practiced and taught Energy Healing for over 10 years,



APPENDIX C

EPI/GDV (Electro-Photonic Imaging/Gas Discharge Visualization)

The Electro-Photonic Imaging (EPI), also known as Gas Discharge Visualization (GDV), is an advanced form of Kirlian photography developed by Dr. Konstantin Korotkov. This Protector produces an electric impulse, which generates a response of the subject in the form of electron & photon emission. The glow of the photon radiation owing to the gas discharge generated from the electromagnetic field is captured by a digital camera and processed by sophisticated software where a report can be generated. Subjects will be required to put each fingertip on a quartz plate and an image displaying the photons emissions will be analyzed according to the Korean Su Jok meridian system, which is possibly related to the Bonghan duct system described by the Koreans and is referenced in contemporary medical texts as the Primo-Vascular System. **Figure C-1** shows a picture of the device that will be used to measure each finger separately. **Figure C-2** shows an image of a fingerprint and the corresponding glow produced by the GDV/EPI software. The photonic emission of the ten fingertips is analyzed by the software and is shown in **Figure C-3**.



Figure C-1: Photograph of GDV Camera pro version 3 designed for measuring one finger at a time.

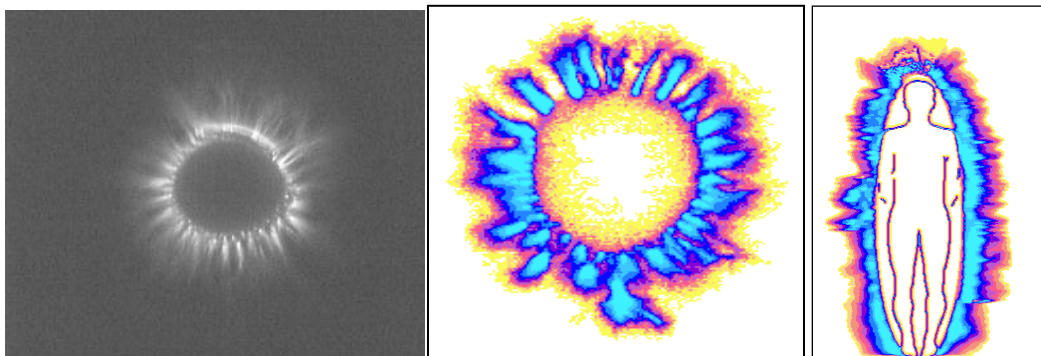


Figure C-2: Example of EPI/GDV image captures: **Left)** photonic emissions captured from a fingertip; **Middle)** photonic emission interpretation by GDV software; **Right)** biofield analysis based on photonic discharge and the Korean Su Jok meridian system.

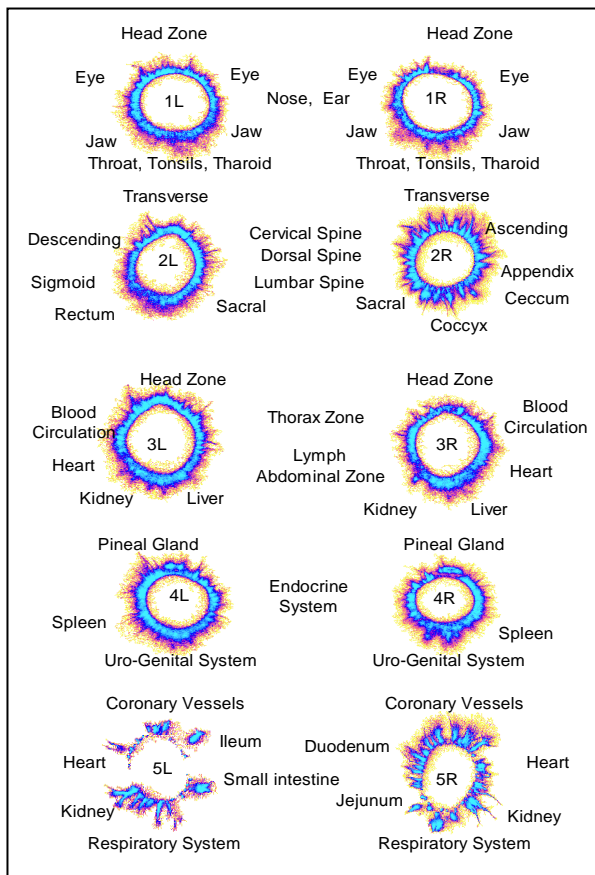


Figure C-3: Software analysis of photonic emissions With respect to the Su Jok meridian system.



We will measure 3 parameters of the photonic emissions around fingers:

1. Area

Area definition: The Area represents the overall strength and coherence of the energy emissions of the biofield (bioenergy) as emitted from the corona discharge around the fingertips. The Normative range is considered healthy above 14,000; and a change of more than 10% is considered significant.

2. Symmetry

Symmetry definition: The Symmetry of the emission area measures the uniformity of the biofield as emitted from the left and right sides. The Normative ranges for Symmetry are: > 80%; and Left and Right difference of less than 10%.

3. Activation Coefficient (AC):

AC definition: AC is the measure of physical stress of the body -- the higher the number the greater the stress in the body.

The Normative ranges for low, average and highs of the Activation Coefficients are as follows:

Pink range: 0 – 2.0

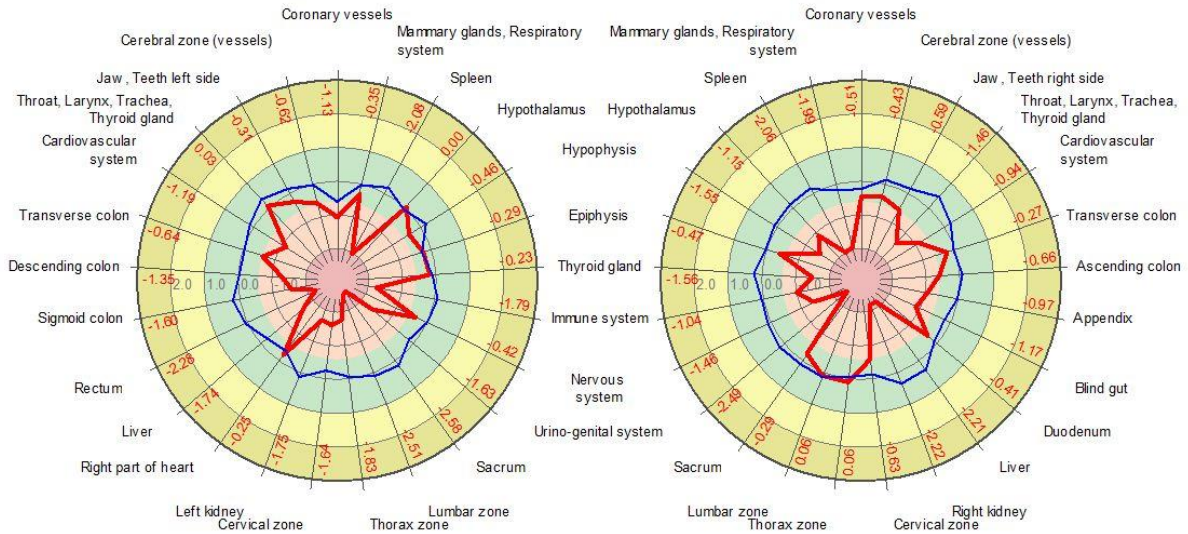
Green range: > 2.0 and < = 4.0

Yellow range: > 4.0

Also included in the report will be results related to the Radial Diagrams (**Figure C-4**) and Virtual Chakras (**Figure C-5**) of each subject.

GDV Diagram
Left side

Right side



JS(RMS)
-1.14 (0.83)

A
6.75

JS(RMS)
-1.06 (0.74)

Figure C-4: In the radial charts above, the concentric circles represent the following levels of energy: Pink = Deficient Energy, Green = Normal Energy (for a person of that age and gender) and Yellow = Excessive Energy. The left circle represents the bioenergy of the corresponding organs of the left side while the right circle represents the bioenergy of the corresponding organs of the right side. The red lines connect the measured bio-energy values Without filter (numbers in red inside the outer rim of the radials charts) which are related to the psychological state of the subject while the blue circles (connecting bio-energy values With filter) represent the physical state of the subject. The number below the letter “A” in the bottom middle represents the value of the Activation Coefficient which is an index of stress. For these radial charts, because there were many values in the Pink area for the red bio-energy values, it can be concluded that there were some emotional or psychological imbalances while the blue circles indicate Normal physical energy overall. The Activation Coefficient value (6.75) indicates a high level of stress for this subject.

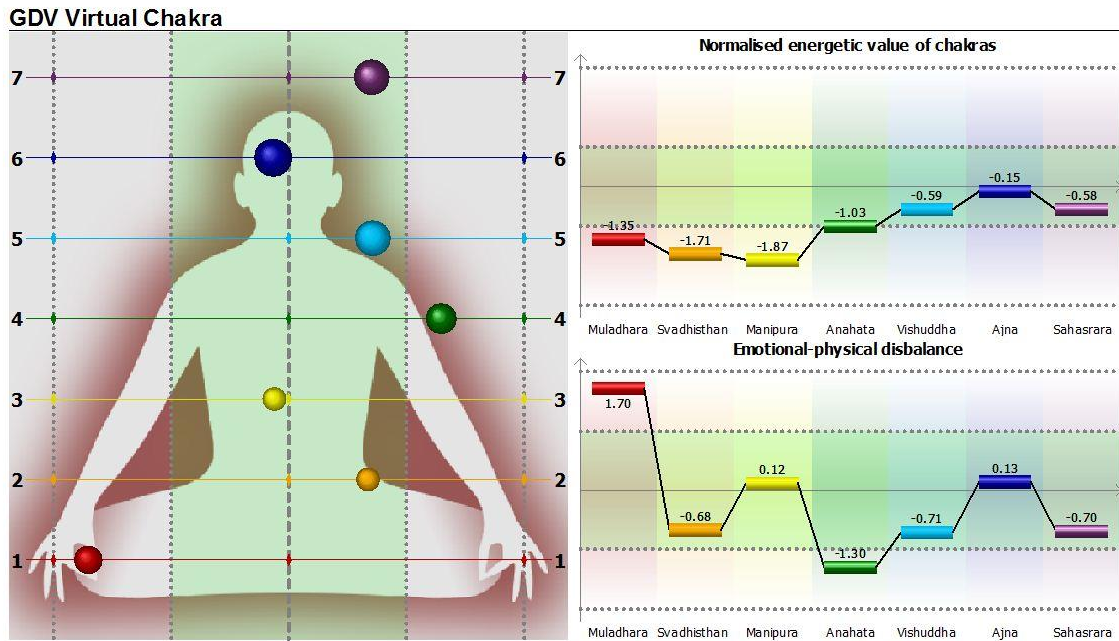


Image 10

Figure C-5: Example of a GDV Virtual Chakra display. For all three chakra graphs above, the Normal chakra bioenergy or balance is contained Within the Green area (between the vertical dotted lines for the left graph and the horizontal dotted lines for the 2 right graphs). The size of the balls in the left diagram indicates the relative bio-energy outpouring of each chakra (the values determining the size of the balls are presented in the upper right graph entitled “Normalized energetic value of chakras”). Balance is represented by the position of the balls in the left diagram. In this diagram, if a ball is left of the middle line (corresponding to the right side of the subject), the position indicates a physical focus for the corresponding chakra and if the ball is on the right, an emotional focus is indicated. The values determining the position of the chakras in the left diagram are plotted on the lower right chart entitled “Emotional-physical disbalance”. In the graphs presented here 4 chakras are in the emotional side and 3 chakras are in the physical side. The Anahata Chakra is out of the balanced zone on the right (corresponding to the left, emotional side) while the Muladhara chakra is out of the balance zone to the left (corresponding to the right, physical side).